

TECHNICAL MANUAL

**DIRECT AND GENERAL SUPPORT MAINTENANCE
REPAIR PARTS AND SPECIAL TOOLS LIST
(INCLUDING DEPOT MAINTENANCE REPAIR PARTS
AND SPECIAL TOOLS):**

**COMPRESSOR, AIR, RECIPROCATING
POWER DRIVEN 15 CFM, 3500 PSI,
4 WHEEL MOUNTED, WINTERIZED
(STEWART-WARNER MODEL 12021A):
NSN 4310-00-231-5513**

This manual supersedes TM 5-4310-346-34P, 30 May 1973, including all changes

HEADQUARTERS, DEPARTMENT OF THE ARMY

16 DECEMBER 1982

CHANGE

NO. 1

HEADQUARTERS
DEPARTMENT OF THE ARMY
WASHINGTON, D.C., 30 June 1993

TECHNICAL MANUAL

Direct and General Support Maintenance
Repair Parts and Special Tools List
(Including Depot Maintenance Repair Parts
And Special Tools):COMPRESSOR, AIR RECIPROCATING
POWER DRIVEN 15 CFM, 3500 PSI,
4 WHEEL MOUNTED, WINTERIZED
(STEWART - WARNER MODEL 12021A):
NSN 4310-00-231-5513

DISTRIBUTION STATEMENT A: Approved for public release; distribution is unlimited.

TM 5-4310-346-34P, 16 December 1982, is changed as follows:

1. Remove and insert pages as indicated below. New or changed text material is indicated by a vertical bar in the margin. An illustration change is indicated by a miniature pointing hand.

Remove pages

19 and 20
35 through 38
55 and 56
61 and 62
119 through 122

Insert pages

19 and 20
35 through 38
55 and 56
61 and 62
119 through 122

2. Retain this sheet in front of manual for reference purposes.

By Order of the Secretary of the Army:

Official:

GORDON R. SULLIVAN
General, United States Army
Chief of Staff

MILTON H. HAMILTON
Administrative Assistant to the
Secretary of the Army
04486

DISTRIBUTION:

To be distributed in accordance with DA Form 12-25-E, block no. 5018, requirements for TM 5-4310-346-34P.

Technical Manual

No. 5-4310-346-34P

HEADQUARTERS
DEPARTMENT OF THE ARMY
WASHINGTON, D.C., 16 December 1982

TECHNICAL MANUAL
DIRECT AND GENERAL SUPPORT MAINTENANCE
REPAIR PARTS AND SPECIAL TOOLS LIST
(INCLUDING DEPOT MAINTENANCE REPAIR PARTS
AND SPECIAL TOOLS):
COMPRESSOR, AIR, RECIPROCATING
POWER DRIVEN 15 CFM, 3500 PSI,
4 WHEEL MOUNTED, WINTERIZED
(STEWART-WARNER MODEL 12021A):
NSN 4310-00-231-5513

Current as of 15 March 1982

REPORTING ERRORS AND RECOMMENDING IMPROVEMENTS

You can help improve this manual. If you find any mistake or if you know of a way to improve the procedures, please let us know. Mail your letter, DA Form 2028 (Recommended Changes to Publications and Blank Forms), or DA Form 2028-2 located in the back of this manual direct to: Commander, US Army Troop Support and Aviation Materiel Readiness Command, ATTN: DRSTS-MPSD, 4300 Goodfellow Boulevard, Saint Louis, MO 63120. A reply will be furnished directly to you.

TABLE OF CONTENTS

		Page	Illus Figure
Section	I. INTRODUCTION	1	
Section	II. REPAIR PARTS LIST	9	
Group	01. Body, Cab, Hood and Hull	9	
	Cover Assembly and Door.....	9	1
	Panels, Fuel Tank and Tool Box Assembly	11	2
	Control Panel.....	13	3
Group	02. Fuel System	15	
	Fuel System	15	4
	Fuel System Components	17	5
Group	03. Exhaust System	19	
	Engine Exhaust and Accessories	19	6
Group	04. Compressor Drive	21	
	Compressor Drive	21	7

TABLE OF CONTENTS - Continued

		Page	Illus Figure
Group	05. Electrical	23	
	Panel Lights	23	8
	Interior Light and Solenoid Cable	25	9
	Control Panel-Wiring and Electrical Components	27	10
	Control Panel-Wiring and Cables	29	11
	Battery Box	31	12
Group	06. Engine	33	
	Engine and Accessories	33	13
	Engine Mounts	35	14
Group	07. Clutch	37	
	Clutch Assembly	37	15
Group	08. Winterization Equipment	39	
	Winterization Components	39	16
	Heater and Related Parts	41	17
	Heater Assembly	43	18
	Heater Explode	45	19
Group	09. Gauges	47	
	Gauges and Discharge Fittings	47	20
	Filter, Hose and Discharge Fittings	49	21
	Gauge Tubing	51	22
Group	10. Pneumatic Equipment	53	
	Compressor Air Cleaner	53	23
	Compressor Assembly, Adapter, Mounts and Oil Drain	55	24
	Compressor Vent Filter Element and Dipstick	57	25
	Compressor Oil Filter and Switch	59	26
	Tube Clamps and Mounting Hardware	61	27
	First Stage Cylinder and Piston	63	28
	Second Stage Cylinder and Piston	65	29
	Third and Fourth Stage Cylinders and Pistons	67	30
	Oil Pump Metering Assembly Components	69	31
	Oil Pump Housing Assembly	71	32
	Compressor Crankcase Components	74	33
Group	11. Unloading System	77	
	Relief Valves, Lines and Fittings	77	34
	Moisture Separator and Relief Valves	79	35
	Moisture Separator	81	36
	Dump Valves	84	37
	Dehydrator Assembly	87	38
Group	12. Compressor Cooling	89	
	Fan Guard, Fan, Aftercooler and Manifold	89	39
	Intercooler Tubing and Fittings	91	40
Group	13. Air Receiver	93	
	Air Reservoir Components	93	41
Group	14. Air Discharge	95	
	Tubes and Fittings-Manifold	95	42
Group	15. Accessory Group	97	
	Filter Hose and Discharge Fittings	97	43

TABLE OF CONTENTS - Continued

		Page	Illus Figure
Group	16. Data Plates	99	
	Data Plates	99	44
	Data Plates	101	45
	Control Panel-Data Plates	103	46
Group	17. Front Axle	105	
	Front Axle and Draw Bar	105	47
Group	18. Rear Axle	107	
	Frame, Running Gear Unit, Tires, Tubes and Components	107	48
Group	19. Brakes	109	
	Hand Brake Assembly.....	109	49
Group	20. Wheels	111	
	Wheels, Tires, Tubes, Hub and Components	111	50
	Brake Drum and Components	113	51
Group	21. Frame, Drawbar and Towing Attachment	115	
	Frame and Pintle	115	52
Section	III. SPECIAL TOOLS LIST (Not Applicable):		
Section	IV. NATIONAL STOCK NUMBER AND PART NUMBER INDEX.....	116	

DIRECT SUPPORT AND GENERAL SUPPORT MAINTENANCE REPAIR
PARTS AND SPECIAL TOOLS LIST
(INCLUDING DEPOT MAINTENANCE REPAIR PARTS AND SPECIAL TOOLS):

Section I. INTRODUCTION

1. Scope.

This manual lists spares and repair parts; special tools; special test, measurement, and diagnostic equipment (TMDE), and other special support equipment required for performance of direct support, general support and depot maintenance of the air compressor. It authorizes the requisitioning and issue of repair parts as indicated by the source and maintenance codes.

2. General.

This Repair Parts and Special Tools List is divided into the following sections:

a. Section II. Repair Parts List. A list of spares and repair parts authorized for use in the performance of maintenance. The list also includes parts which must be removed for replacement of the authorized parts. Parts lists are composed of functional groups in numeric sequence, with the parts in each group listed in figure and item number sequence. Bulk materials are listed in NSN sequence.

b. Section III. Special Tools List. A list of special tools, special TMDE, and other special support equipment authorized for the performance of maintenance (Not Applicable).

c. Section IV. National Stock Number and Part Number Index. A list, in National Item Identification Number (NIIN) sequence, of all National Stock Numbers (NSN) appearing in the listings, followed by a list in alphanumeric sequence of all part numbers appearing in the listings. National stock numbers and part numbers are cross-referenced to each illustration figure and item number appearance. This index is followed by a cross-reference list of reference designators to figure and item numbers.

3. Explanation of Columns.

a. Illustration. This column is divided as follows:

(1) Figure Number. Indicates the figure number of the illustration on which the item is shown.

(2) Item Number. The number used to identify item called out in the illustration.

b. Source, Maintenance, and Recoverability (SMR) Codes.

(1) Source Code. Source codes indicate the manner of acquiring support items for maintenance, repair, or overhaul of end items. Source codes are entered in the first and second positions of the Uniform SMR Code format as follows:

Code	Definition
PA	- Item procured and stocked for anticipated or known usage.
PB	- Item procured and stocked for insurance purpose because essentiality dictates that a minimum quantity be available in the supply system.
PC	- Item procured and stocked and which otherwise would be coded PA except that it is deteriorative in nature.
PD	- Support item, excluding support equipment, procured for initial issue or outfitting and stocked only for subsequent or additional initial issues or outfittings. Not subject to automatic replenishment.
PE	- Support equipment procured and stocked for initial issue or outfitting to specified maintenance repair activities.
PF	- Support equipment which will not be stocked but which will be centrally procured on demand.
PG	- Item procured and stocked to provide for sustained support for the life of the equipment. It is applied to an item peculiar to the equipment which, because of probable discontinuance or shutdown of production facilities, would prove uneconomical to reproduce at a later time.
KD	- An item of a depot overhaul/repair kit and not purchased separately. Depot kit defined as a kit that provides items required at the time of overhaul or repair.
KF	- An item of a maintenance kit and not purchased separately. Maintenance kit defined as a kit that provides an item that can be replaced at organizational or intermediate levels of maintenance.
KB	- Item included in both a depot overhaul/repair kit and a maintenance kit.
MO	- Item to be manufactured or fabricated at organizational level.
MF	- Item to be manufactured or fabricated at the direct support maintenance level.
MH	- Item to be manufactured or fabricated at the general support maintenance level.
MD	- Item to be manufactured or fabricated at the depot maintenance level.
AO	- Item to be assembled at organizational level.
AF	- Item to be assembled at direct support maintenance level.
AH	- Item to be assembled at general support maintenance level.
AD	- Item to be assembled at depot maintenance level.
XA	- Item is not procured or stocked because the requirements for the item will result in the replacement of the next higher assembly.
XB	- Item is not procured or stocked. If not available through salvage, requisition.
XC	- Installation drawing, diagram, instruction sheet, field service drawing, that is identified by manufacturer's part number.
XD	- A support item that is not stocked. When required, item will be procured through normal supply channels.

NOTE

Cannibalization or salvage may be used as a source of supply for any items coded above except those coded XA and support items as restricted by AR 70042.

(2) Maintenance Code. Maintenance codes are assigned to indicate the levels of maintenance authorized to USE and REPAIR support items. The maintenance codes are entered in the third and fourth positions of the Uniform SMR Code format as follows:

(a) The maintenance code entered in the third position will indicate the lowest maintenance level authorized to remove, replace and use the support item. The maintenance code entered in the third position will indicate one of the following levels of maintenance:

Code	Application/Explanation
C -	Crew or operator maintenance performed within organizational maintenance.
O -	Support item is removed, replaced, used at the organizational level.
F -	Support item is removed, replaced, used at the direct support level.
H -	Support item is removed, replaced, used at the general support level.
D -	Support items that are removed, replaced, used at depot, mobile depot, or specialized repair activity only.

(b) The maintenance code entered in the fourth position indicates whether the item is to be repaired and identifies the lowest maintenance level with the capability to perform complete repair (i.e., all authorized maintenance functions). This position will contain one of the following maintenance codes.

Code	Application/Explanation
O -	The lowest maintenance level capable of complete repair of the support item is the organizational level.
F -	The lowest maintenance level capable of complete repair of the support item is the direct support level.
H -	The lowest maintenance level capable of complete repair of the support item is the general support level.
D -	The lowest maintenance level capable of complete repair of the support item is the depot level.
L -	Repair restricted to designated, Specialized Repair Activity.
Z -	Nonreparable. No repair is authorized.
B -	No repair is authorized. The item may be reconditioned by adjusting, lubricating, etc., at the user level. No parts or special tools are procured for the maintenance of this item.

(3) Recoverability Code. Recoverability codes are assigned to support items to indicate the disposition action on unserviceable items. The recoverability code is entered in the fifth position of the Uniform SMR Code format as follows:

Recoverability Codes	Definition
Z -	Nonreparable item. When unserviceable, condemn and dispose at the level indicated in position 3.
O -	Reparable item. When uneconomically reparable, condemn and dispose at organizational level.
F -	Reparable item. When uneconomically reparable, condemn and dispose at the direct support level.
H -	Reparable item. When uneconomically reparable, condemn and dispose at the general support level.
D -	Reparable item. When beyond lower level repair capability, return to depot. Condemnation and disposal not authorized below depot level.
L -	Reparable item. Repair, condemnation, and disposal not authorized below depot/specialized repair activity level.
A -	Item requires special handling or condemnation procedures because of specific reasons (i.e., precious metal content, high dollar value, critical material or hazardous material). Refer to appropriate manuals/directives for specific instructions.

c. National Stock Number. Indicates the National stock number assigned to the item and which will be used for requisitioning.

d. Part Number. Indicates the primary number used by the manufacturer (individual, company, firm, corporation, or Government activity), which controls the design and characteristics of the item by means of its engineering drawings, specifications, standards, and inspection requirements to identify an item or range of items.

NOTE

When a stock numbered item is requisitioned, the item received may have a different part number than the part being replaced.

e. Federal Supply Code for Manufacturer (FSCM). The FSCM is a 5-digit numeric code listed in SB 708-42; which is used to identify the manufacturer, distributor, or Government agency, etc.

f. Description. Indicates the Federal item name and, if required, a minimum description to identify the items. Items that are included in kits and sets are listed below the name of the kit or set with the quantity of each item in the kit or set indicated in the quantity incorporated in unit column.

g. Unit of Measure (U/M). Indicates the standard of the basic quantity of the listed item as used in performing the actual maintenance function. This measure is expressed by a two-character alphabetical abbreviation (e.g., ea, in, pr, etc.). When the unit of measure differs from the unit of issue, the lowest unit of issue that will satisfy the required units of measure will be requisitioned.

h. Quantity Incorporated in Unit. Indicates the quantity of the item used in the breakout shown on the illustration figure, which is prepared for functional group, subfunctional group, or an assembly. A "V" appearing in this column in lieu of a quantity indicates that no specific quantity is applicable, (e.g., shims, spacers, etc.).

4. Special information.

a. Bulk material required to manufacture items are listed in the Bulk Material Group of this manual.

b. Detailed assembly instructions for items source coded to be assembled are found in TM 5-4310-346-34. Assembly components are listed immediately following the item to be assembled.

c. Repair parts kits and gasket sets appear as the last entries in the repair parts listing for the figure in which its parts are listed as repair parts.

d. The following publications pertain to the air compressor and its components.

TM 5-4310-346-12	Operator's and Organizational Maintenance Manual.
TM 5-2805-259-14	Operator's, Organizational, Direct Support, and General Support Maintenance Manual. (Engine, Gasoline).
TM 5-4310-346-20P	Organizational Maintenance Repair Parts and Special Tools List.
TM 5-2805-259-24P	Organizational, Direct Support and General Support Repair Parts and Special Tools List. (Engine, Gasoline).
TM 5-4310-346-34	Direct Support and General Support Maintenance Manual.
LO 5-4310-346-12	Lubrication Order.

e. In the parts list, some items are indented to show that they are a component, or components, of the item under which they are indented.

5. How to Locate Repair Parts.

a. When National Stock Number or Part Number is Unknown:

(1) Using the table of contents, determine the assembly group within which the repair part belongs. This is necessary since illustrations are prepared for assembly groups, and listings are divided into the same groups.

(2) Find the illustration covering the assembly group to which the repair part belongs.

(3) Identify the repair part on the illustration and note the illustration figure number and item number of the repair part.

(4) Using the repair parts listing, find the assembly group to which the repair part belongs and locate the illustration figure and item number noted on the illustration.

b. When National Stock Number or Part Number is Known:

(1) First. Using the Index of National Stock Numbers, find the pertinent National stock number or part number. This index is in NIIN sequence followed by a list of part numbers in alphanumeric sequence, cross-referenced to the illustration figure number and item number.

(2) Second. After finding the figure and item number, locate the figure and item number in the repair parts list.

6. Abbreviations.

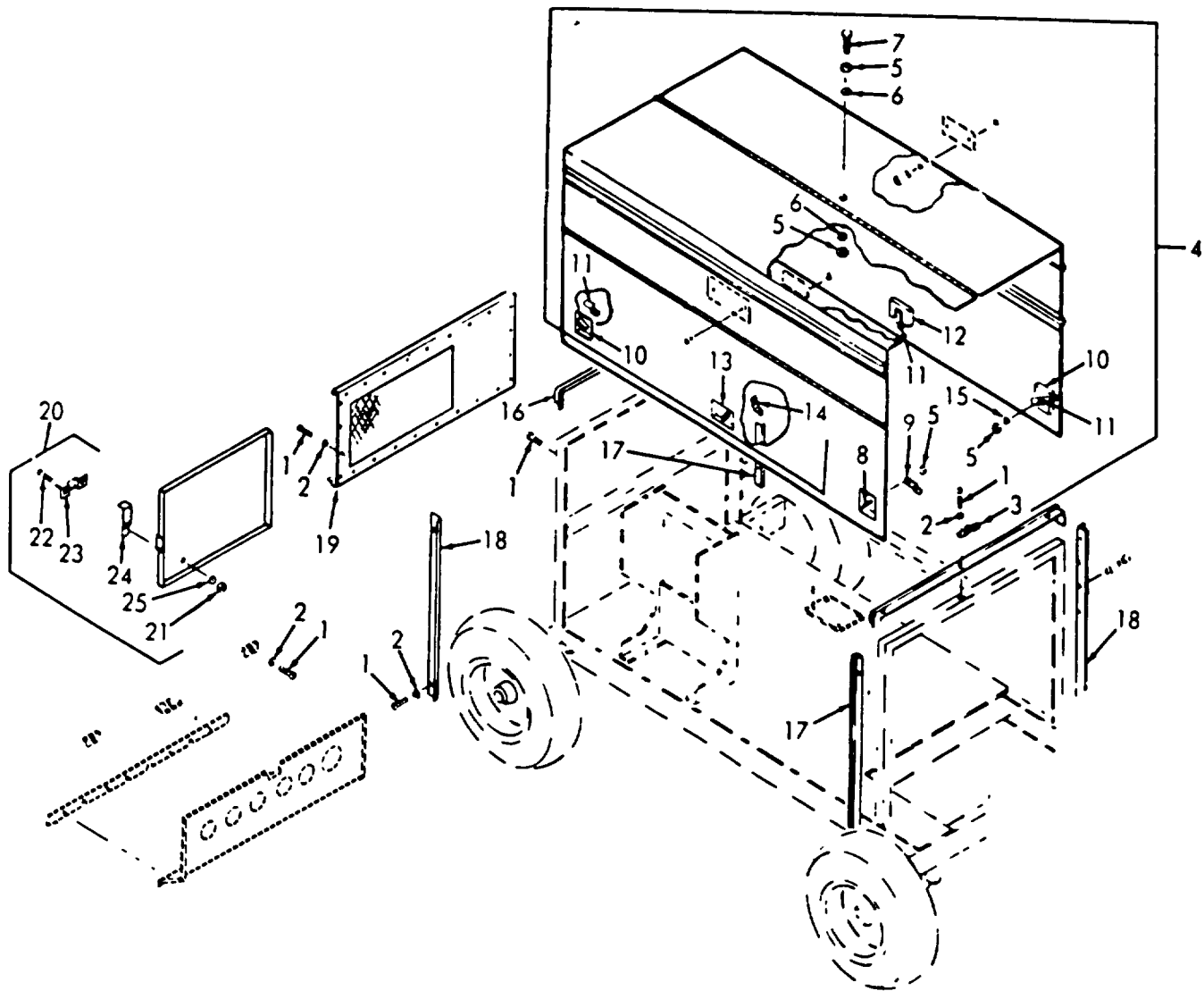
Abbreviations	Explanation
ASSY	assembly
AUX	auxiliary
BHD	bulkhead
COMPE	compressor
DIA	diameter
ENG	engine
EXT	exterior
FIL	filister
GFE	government furnished equipment
GND	ground
HEX	hexagon
HD	head
HR	hour
HSG	housing

Abbreviations

Explanation

IDENT	identification
IN	inches
IND	indicator
INT	interior
LG	long
LT	light
MACH	machine
MED	medium
MOIST	moisture
MTG	mounting
MTR	meter
NO	number
PNL	panel
RET	retaining
SOC	socket
SOL	solenoid
SOV	shut off valve
ST	start
STD	standard
SW	switch
SYS	system
W/	with
W/O	without

Page 7 is blank.



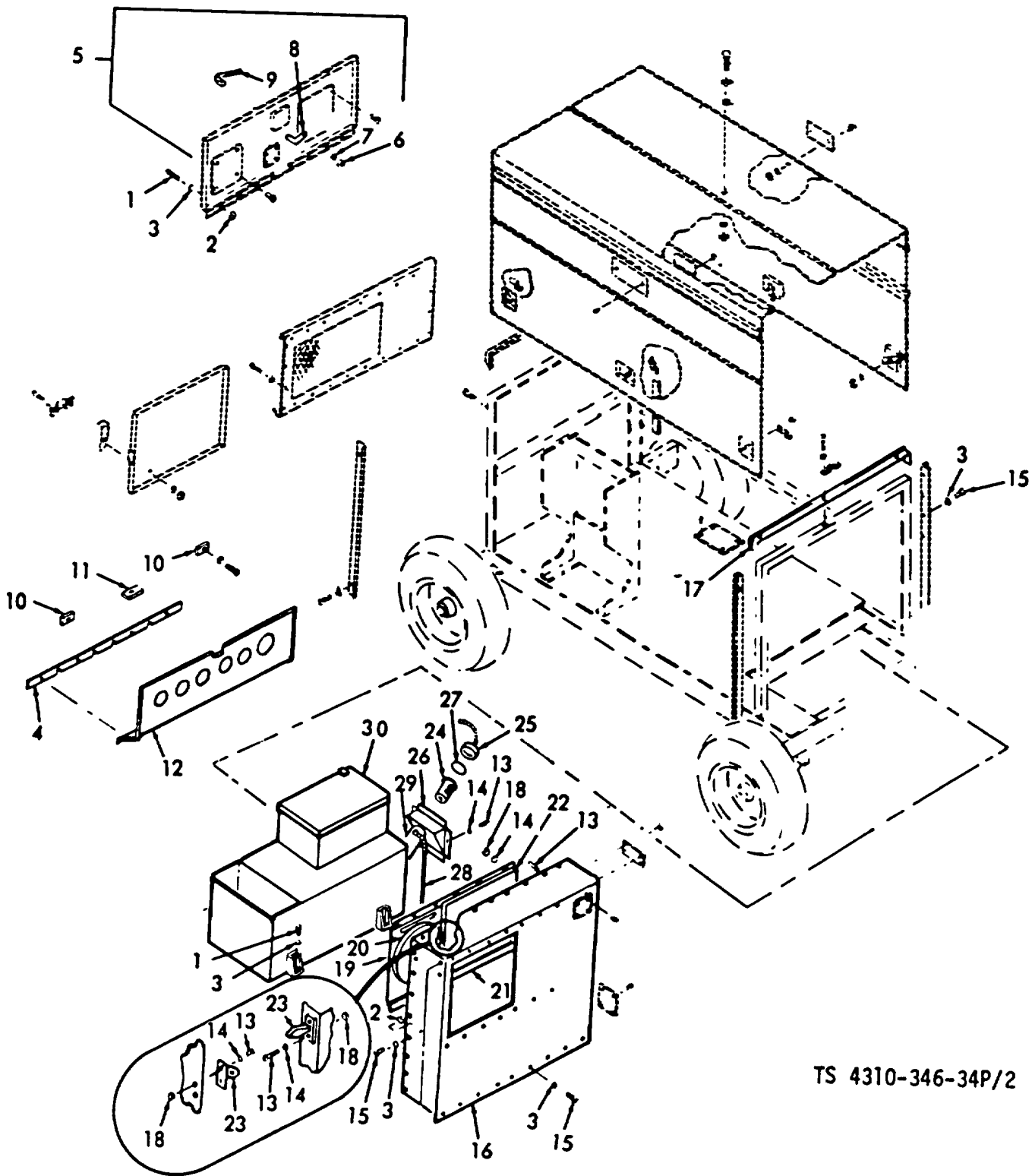
TS 4310-346-34P/1

Figure 1. Cover Assembly and Door.

SECTION II

TM 5-4310-346-34P


(1) ILLUSTRATION		(2)	(3)	(4)	(5)	(6)	(7)	(8)
(a) FIG NO.	(b) ITEM NO.	SMR CODE	NATIONAL STOCK NUMBER	FSCM	PART NUMBER	DESCRIPTION	U/M	QTY INC IN UNIT
						USABLE ON CODE		
						GROUP 01 BODY, CAB, HOOD AND HULL		
1	1	PAOZZ	5305-00-990-6444	96906	MS35207-261	SCREW	EA	58
1	2	PAOZZ	5310-00-045-3296	96906	MS35338-43	WASHER, LOCK.....	EA	56
1	3	XBOZZ		78385	G704790	HOLDDOWN	EA	2
1	4	XBOZZ		78385	G704823	COVER ASSEMBLY	EA	1
1	5	PAOZZ	5310-00-997-1888	96906	MS35649-2252	.NUT	EA	10
1	6	PAOZZ	5310-00-141-1795	88044	AN960-416	.WASHER, FLAT	EA	4
1	7	PAOZZ	5305-00-225-3840	96906	MS90725-7	.SCREW, CAP, HEXAGON HEAD	EA	2
1	8	XBOZZ		78385	G704782-4	.HANDLE.....	EA	2
1	9	XBOZZ		78385	G704782-4	.CATCH.....	EA	2
1	10	XBOZZ		78385	G704782-3	.HANDLE.....	EA	2
1	11	XBOZZ		78385	G704781-1	.CATCH.....	EA	2
1	12	XBOZZ		78385	G704782-2	.HANDLE.....	EA	2
1	13	XBOZZ		78385	G704782-1	.HANDLE.....	EA	1
1	14	XBOZZ		78385	704780	.CATCH	EA	2
1	15	PAOZZ	5310-00-582-5965	96906	MS35338-44	.WASHER, LOCK.....	EA	6
1	16	XBOZZ		78385	704787	RAINSHIELD, REAR, TOP.....	EA	1
1	17	XBOZZ		78385	704794-2	RAINSHIELD, SIDE.....	EA	2
1	18	XBOZZ		78385	704794-3	RAINSHIELD, SIDE.....	EA	2
1	19	XBOZZ		78385	G704800	PANEL, BACK, AIR.....	EA	1
1	20	XBOZZ		78385	G704793	DOOR, BACK PANEL.....	EA	1
1	21	PAOZZ	5310-00-934-9751	96906	MS35650-302	.NUT	EA	2
1	22	XDOZZ	5305-00-086-9044	96906	MS35207-260	.SCREW, MACHINE.....	EA	2
1	23	XBOZZ		78385	704816-1	.GUIDE, LATCH.....	EA	1
1	24	XBOZZ		78385	704816-2	.LATCH.....	EA	1
1	25	PAOZZ	5310-00-045-3296	96906	MS35338-43	.WASHER, LOCK.....	EA	2



TS 4310-346-34P/2

Figure 2. Panels, Fuel Tank and Tool Box Assembly.

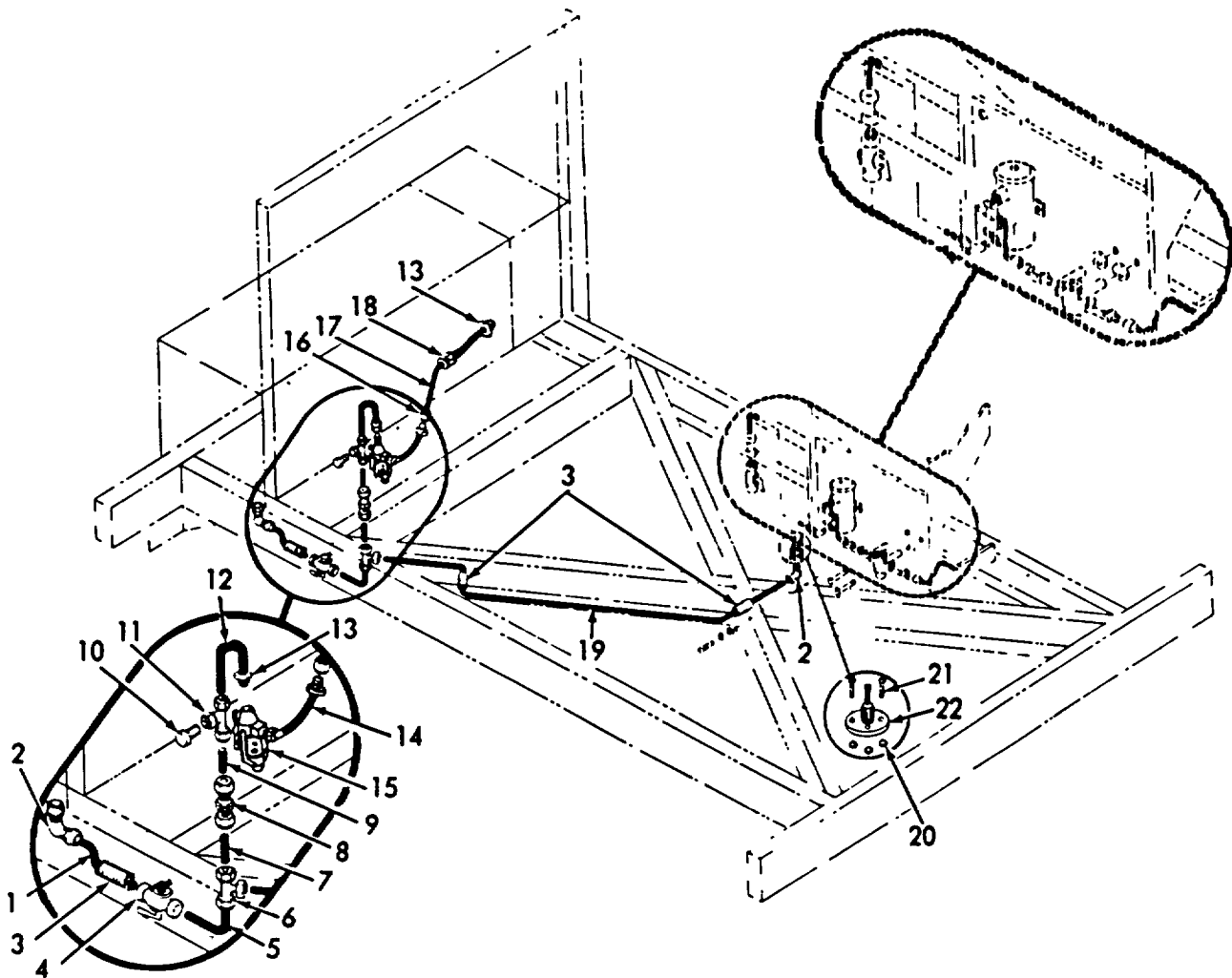
(1) ILLUSTRATION		(2)	(3)	(4)	(5)	(6)	(7)	(8)
(a) FIG NO.	(b) ITEM NO.	SMR CODE	NATIONAL STOCK NUMBER	FSCM	PART NUMBER	DESCRIPTION	U/M	QTY INC IN UNIT
						USABLE ON CODE		
2	1	PAOZZ	5305-00-068-0502	96906	MS90725-6	SCREW	EA	12
2	2	PAOZZ		96906	MS25649-2252	NUT	EA	30
2	3	PAOZZ	5310-00-582-5965	96906	MS35338-44	WASHER, LOCK.....	EA	45
2	4	XBOZZ		78385	704811-3	GASKET	EA	1
2	5	XBOZZ		78385	G704827	DOOR, CONTROL PANEL	EA	1
2	6	PAOZZ	5310-00-997-1888	96906	MS35649-2252	.NUT	EA	1
2	7	PAOZZ	5310-00-582-5965	96906	MS35338-44	.WASHER, LOCK.....	EA	1
2	8	XBOZZ		78385	G704832	.CATCH AND LEVER	EA	1
2	9	XBOZZ		78385	G704782-3	.HANDLE	EA	1
2	10	XBOZZ		78385	704811-1	GASKET	EA	2
2	11	XBOZZ		78385	704811-2	GASKET	EA	1
2	12	XBFZZ		78385	657-0015	PANEL, CONTROL.....	EA	1
2	13		5305-00-984-4984	96906	MS35206-227	SCREW	EA	30
2	14	PAOZZ	5310-00-045-4007	96906	MS35338-41	WASHER, LOCK.....	EA	30
2	15	PAOZZ	5305-00-068-0501	96906	MS90725-5	SCREW	EA	33
2	16	XBOZZ		78385	704786	PANEL, FRONT.....	EA	1
2	17	XBOZZ		78385	704794-1	RAINSHIELD.....	EA	1
2	18	PAOZZ	5310-00-934-9747	96906	MS35649-262	NUT	EA	18
2	19	XBOZZ		78385	704798	PANEL, FRONT, AIR.....	EA	1
2	20	XBOZZ		78385	4457-0029	COUPLING, AIR PANEL	EA	1
2	21	XBOZZ		78385	704796	SPACER	EA	2
2	22	XBOZZ		78385	G704797	DOOR, AIR PANEL	EA	1
2	23	XBOZZ		01930	9700-2G	LATCH AND LOCK.....	EA	1
2	24	PAOZZ	2910-00-115-0471	78252	2343B053	STRAINER, FUEL.....	EA	1
2	25	PAOZZ	2910-00-175-9574	78385	657-0013-13	CAP, FUEL, FILLER	EA	1
2	26	XBOZZ		78385	G704809	ADAPTER, FUEL PIPE	EA	1
2	27	XDOZZ	5330-00-435-7035	78385	704833	GASKET	EA	1
2	28	XBOZZ		78385	4280598	TUBE, VENT.....	EA	1
2	29	PAOZZ	4730-00-287-1766	79470	69X4	ELBOW.....	EA	1
2	30	XBOZZ		78385	657-0013	FUEL TANK AND TOOL BOX ASSEMBLY	EA	1



TS 4310-346-34P/3

Figure 3. Control Panel

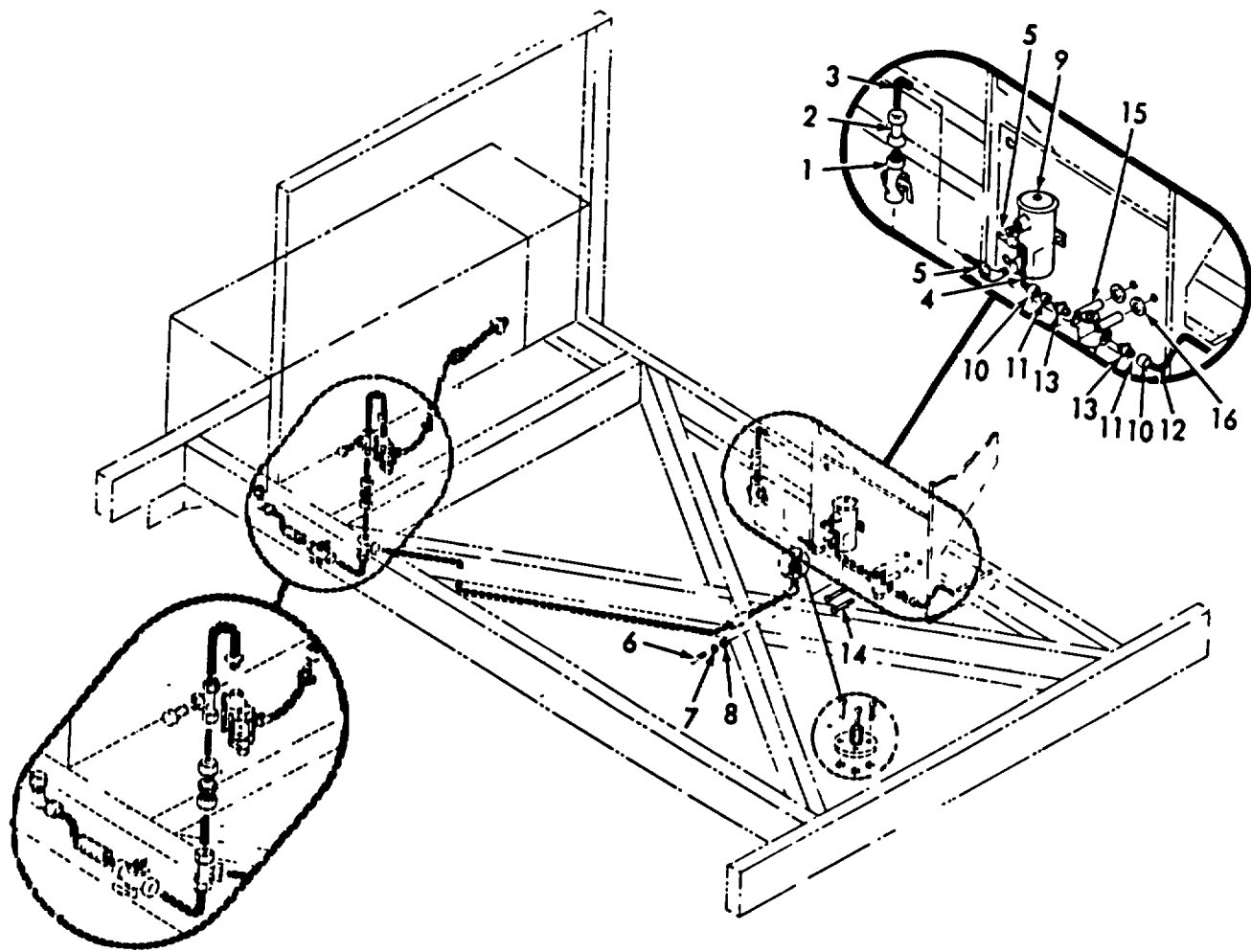
(1) ILLUSTRATION		(2) SMR CODE	(3) NATIONAL STOCK NUMBER	(4) FSCM	(5) PART NUMBER	(6) DESCRIPTION USABLE ON CODE	(7) U/M	(8) QTY INC IN UNIT
(a) FIG NO.	(b) ITEM NO.							
3	1	XBFZZ		78385	4457-0030	CONTROL PANEL ASSEMBLY.....	EA	1



TS 4310-346-34P/4

Figure 4. Fuel System.

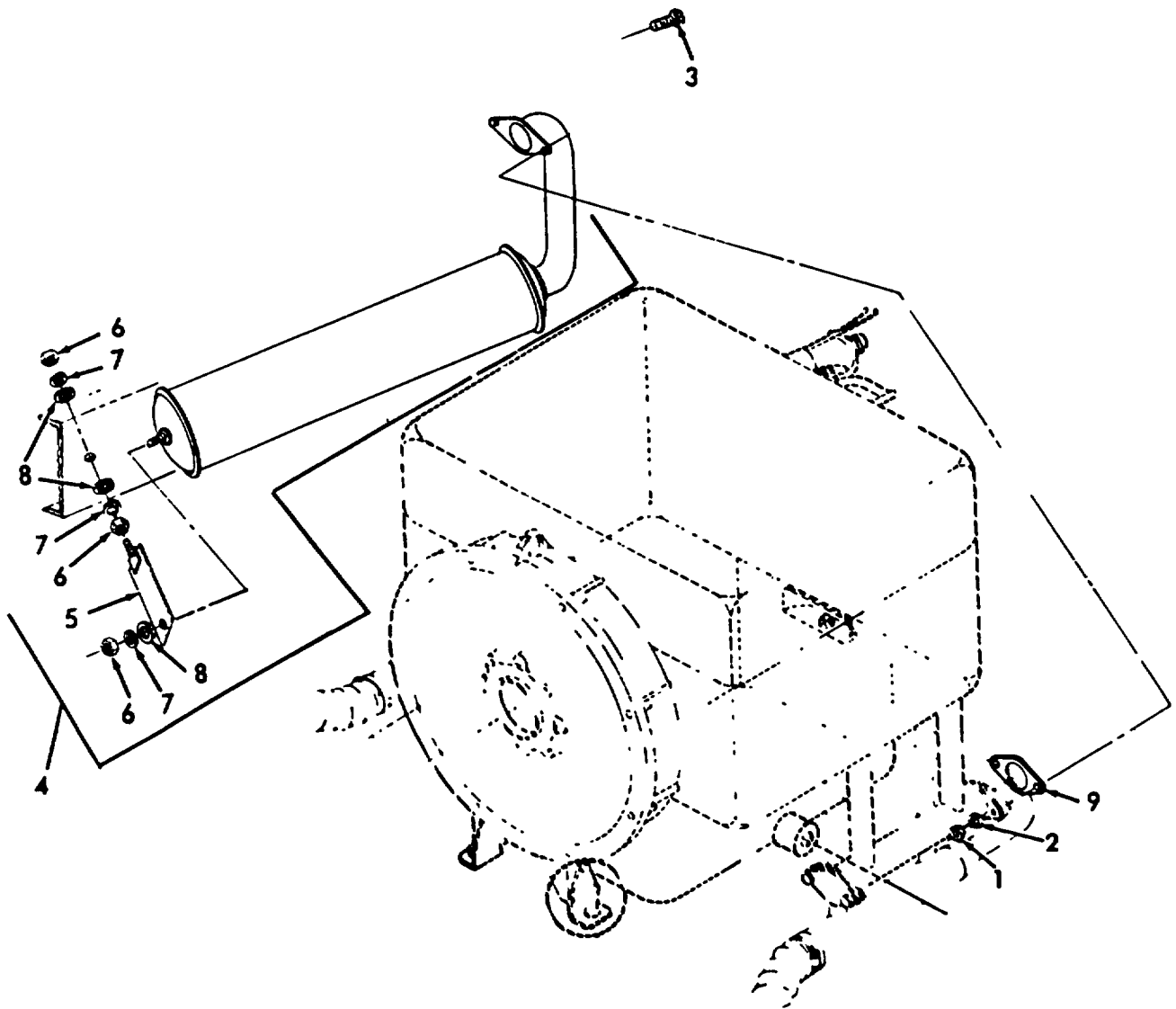
(1) ILLUSTRATION		(2)	(3)	(4)	(5)	(6)	(7)	(8)
(a) FIG NO.	(b) ITEM NO.	SMR CODE	NATIONAL STOCK NUMBER	FSCM	PART NUMBER	DESCRIPTION	U/M	QTY INC IN UNIT
						USABLE ON CODE		
						GROUP 02 FUEL SYSTEM		
4	1	XDOZZ	4710-00-196-2209	78385	428-0580	TUBE, FUEL TANK TO SOV	EA	1
4	2	PAOZZ	4730-00-278-4740	79470	69X5	ELBOW	EA	2
4	3	XBOZZ		78385	468-0091-1	SLEEVE	EA	3
4	4	PAOZZ	4820-00-929-0726	79470	A6774	VALVE, SHUTOFF	EA	1
4	5	XDOZZ	4710-00-175-9325	78385	428-0581	TUBE, SOV TO TEE	EA	1
4	6	PAOZZ	4730-00-287-1691	79470	64X5	TEE	EA	1
4	7	XDOZZ	4730-00-175-9324	78385	428-0619	TUBE, TEE TO BULKHEAD UNION	EA	1
4	8	PAOZZ	4730-00410-5490	79470	74X5	UNION, BULKHEAD	EA	1
4	9	XDOZZ	4710-00-175-9323	78385	428-0582	TUBE, BHD UNION TO AUX TEE	EA	1
4	10	XBOZZ		78385	485290	PLUG, PIPE	EA	1
4	11	XDOZZ	4730-00-410-4408	75833	5540EE2	TEE	EA	1
4	12	XDOZZ	4710-00-196-2155	78385	428-0583	TUBE, AUX TEE TO FILTER	EA	1
4	13	PAOZZ	4730-00-270-4613	79470	68X5	CONNECTOR, MALE	EA	2
4	14	XDOZZ	4720-00-024-3972	79470	00904B102102-8	HOSE	EA	1
4	15	PAOZZ	2910-00-905-9792	96906	MS51086-1	FILTER, AUXILIARY, FUEL	EA	1
4	16	PAOZZ	4730-00-274-8520	79470	66X5	CONNECTOR, FEMALE	EA	1
4	17	XDOZZ	4710-00-175-9322	78385	428-0584	TUBE, HOSE TO ENGINE CARBURETOR	EA	1
4	18	XBOZZ		96906	MS35490-10	GROMMET, SPLIT	EA	1
4	19	XDOZZ	4710-00-175-9321	78385	428-0585	TUBE, FUEL TANK TO HEATER	EA	1
4	20	PAOZZ	5310-00-789-0398	78385	487370	NUT, 10-32 LOCKWASHER	EA	3
4	21	PAOZZ	5305-00-059-3659	96906	MS51958-63	SCREW, 10-32 X 7/16 PAN HD	EA	3
4	22	XBOZZ		78385	G704384	PLATE AND ADAPTER ASSEMBLY	EA	1



TS 4310-346-34P/5

Figure 5. Fuel System Component.

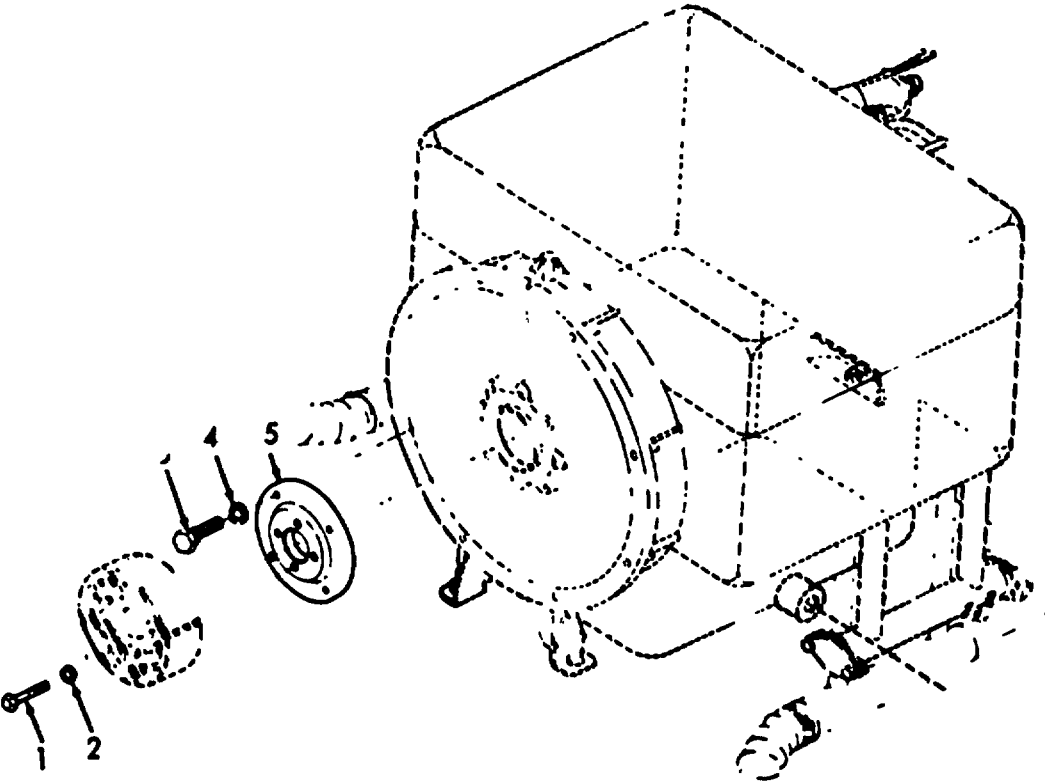
(1) ILLUSTRATION		(2)	(3)	(4)	(5)	(6)	(7)	(8)
(a) FIG NO.	(b) ITEM NO.	SMR CODE	NATIONAL STOCK NUMBER	FSCM	PART NUMBER	DESCRIPTION	U/M	QTY INC IN UNIT
						USABLE ON CODE		
5	1	PAOZZ	4820-00-741-6960	78385	484249	COCK, SHUTOFF	EA	1
5	2	XBOZZ		79470	66X3	CONNECTOR, FEMALE.....	EA	1
5	3	XDOZZ	4710-00-175-9316	78385	428-0591	TUBE, SHUT-OFF VALVE, SHUT-OFF COCK TO FUEL PUMP.....	EA	1
5	4	XDOZZ	4710-00-175-9315	78385	428-0592	TUBE, FUEL PUMP TO FILTER	EA	1
5	5	PAOZZ	4730-00-278-0187	30327	69F3-16X1-8	ELBOW, TUBING.....	EA	2
5	6	PAOZZ	5305-00-068-0501	96906	MS90725-5	SCREW	EA	2
5	7	PAOZZ	5310-00-209-0786	96906	MS35335-33	WASHER, LOCK, 1/4 EXT TOOTH	EA	2
5	8	PAOZZ	5310-00-889-2528	96906	MS45904-68	WASHER, LOCK, 1/4 EXT INT-EXT TOOTH	EA	1
5	9	PAOZZ	2910-00-710-6054	96906	MS51321-1	PUMP, FUEL.....	EA	1
5	10	XBOZZ		78385	476623	NUT, COMPRESSION	EA	6
5	11	PAOZZ	4730-00-701-7737	78385	476624	SLEEVE, COMPRESSION.....	EA	6
5	12	PAOZZ	4710-00-483-1190	78385	428-0593	TUBE, BENT, METALLIC, FILTER TO HEATER.....	EA	1
5	13	XBOZZ		78385	703640	CONNECTOR.....	EA	2
5	14	PAOZZ	5306-00-182-2008	88044	AN3H17A	BOLT, 10-32 X 1-29/32.....	EA	2
5	15	PAOZZ	4330-00-025-3493	96906	MS51085-1	FILTER, HEATER FUEL.....	EA	1
5	16	XBOZZ		78385	468-0093	SPACER	EA	2



TS 4310-346-34P/6

Figure 6. Engine Exhaust and Accessories.

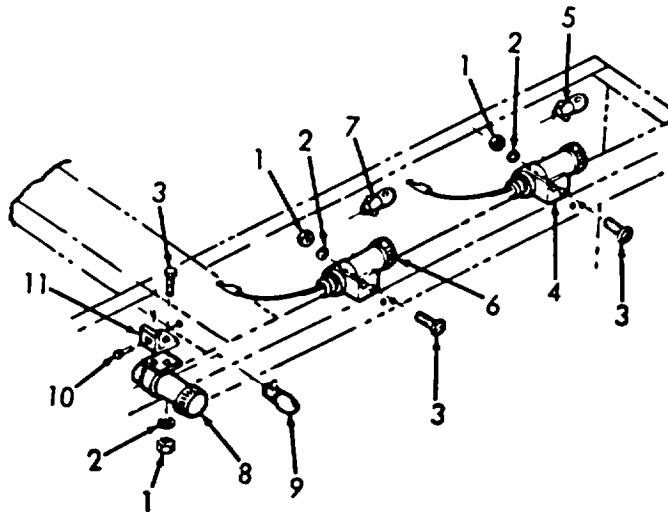
(1) ILLUSTRATION		(2)	(3)	(4)	(5)	(6)	(7)	(8)
(a) FIG NO.	(b) ITEM NO.	SMR CODE	NATIONAL STOCK NUMBER	FSCM	PART NUMBER	DESCRIPTION	U/M	QTY INC IN UNIT
						USABLE ON CODE		
						GROUP 03 EXHAUST SYSTEM		
6	1	PAOZZ	5310-00-732-0558	96906	MS51967-8	NUT, PLAIN, HEXAGON, MUFFLER MTG	EA	2
6	2	PAOZZ		96906	MS35338-46	WASHER, LOCK, MUFFLER MTG	EA	2
6	3	PAOZZ	5305-00-269-3213	96906	MS90725-62	SCREW, MUFFLER MTG	EA	2
6	4	PAOZZ		78385	657-0016	MUFFLER	EA	1
6	5	XBOZZ		78385	4407-0102	.STRIP AND SCREW ASSEMBLY	EA	1
6	6	PAOZZ	5310-00-056-3395	96906	MS35649-2382	.NUT, PLAIN, HEXAGON	EA	3
6	7	PAOZZ	5310-00-637-9541	96906	MS35338-46	.WASHER, LOCK	EA	3
6	8	PAOZZ	5310-00-080-6004	94431	32102	.WASHER, FLAT	EA	3
6	9	XDOZZ	5330-00-435-7060	78385	437-0348	GASKET	EA	1



TS 4310-346-34P/7

Figure 7. Compressor Drive.

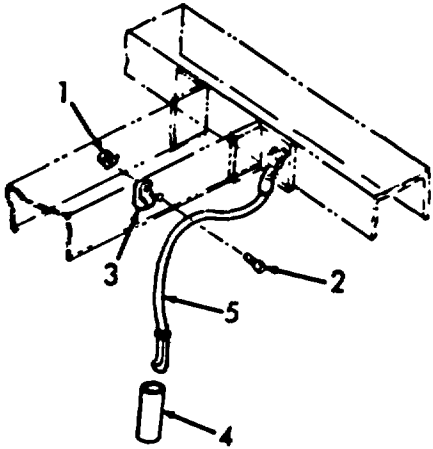
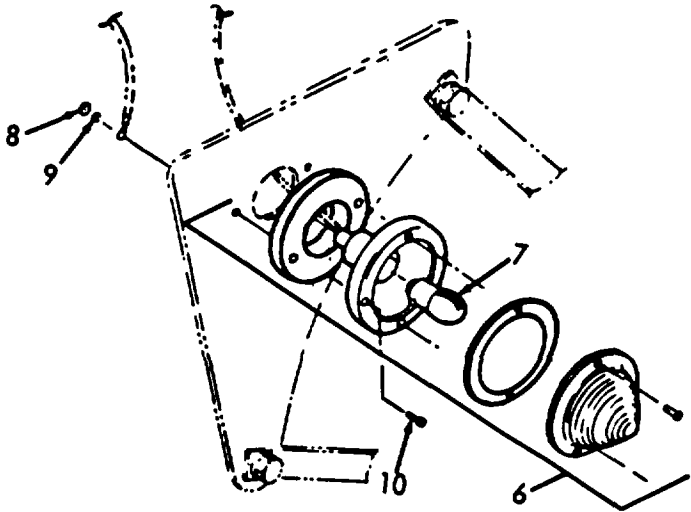
(1) ILLUSTRATION		(2)	(3)	(4)	(5)	(6)	(7)	(8)
(a) FIG NO.	(b) ITEM NO.	SMR CODE	NATIONAL STOCK NUMBER	FSCM	PART NUMBER	DESCRIPTION	U/M	QTY INC IN UNIT
						USABLE ON CODE		
						GROUP 04 COMPRESSOR DRIVE		
7	1	PAFZZ	5305-00-269-3216	96906	MS90725-66	SCREW, PLATE MTG.....	EA	4
7	2	PAFZZ		96906	MS35338-46	WASHER, LOCK, PLATE MTG.....	EA	6
7	3	PAFZZ	5306-00-225-8499	96906	MS90725-34	SCREW, CAP, HEXAGON HEAD, PLATE MOUNTING.....	EA	4
7	4	PAFZZ	5310-00-407-9566	96906	MS35338-45	WASHER, LOCK, PLATE MTG.....	EA	4
7	5	XBFZZ		78385	407-0472	PLATE, MOUNTING, CLUTCH TO ENGINE.....	EA	1



TS 4310-346-20P/8

Figure 8. Panel Lights

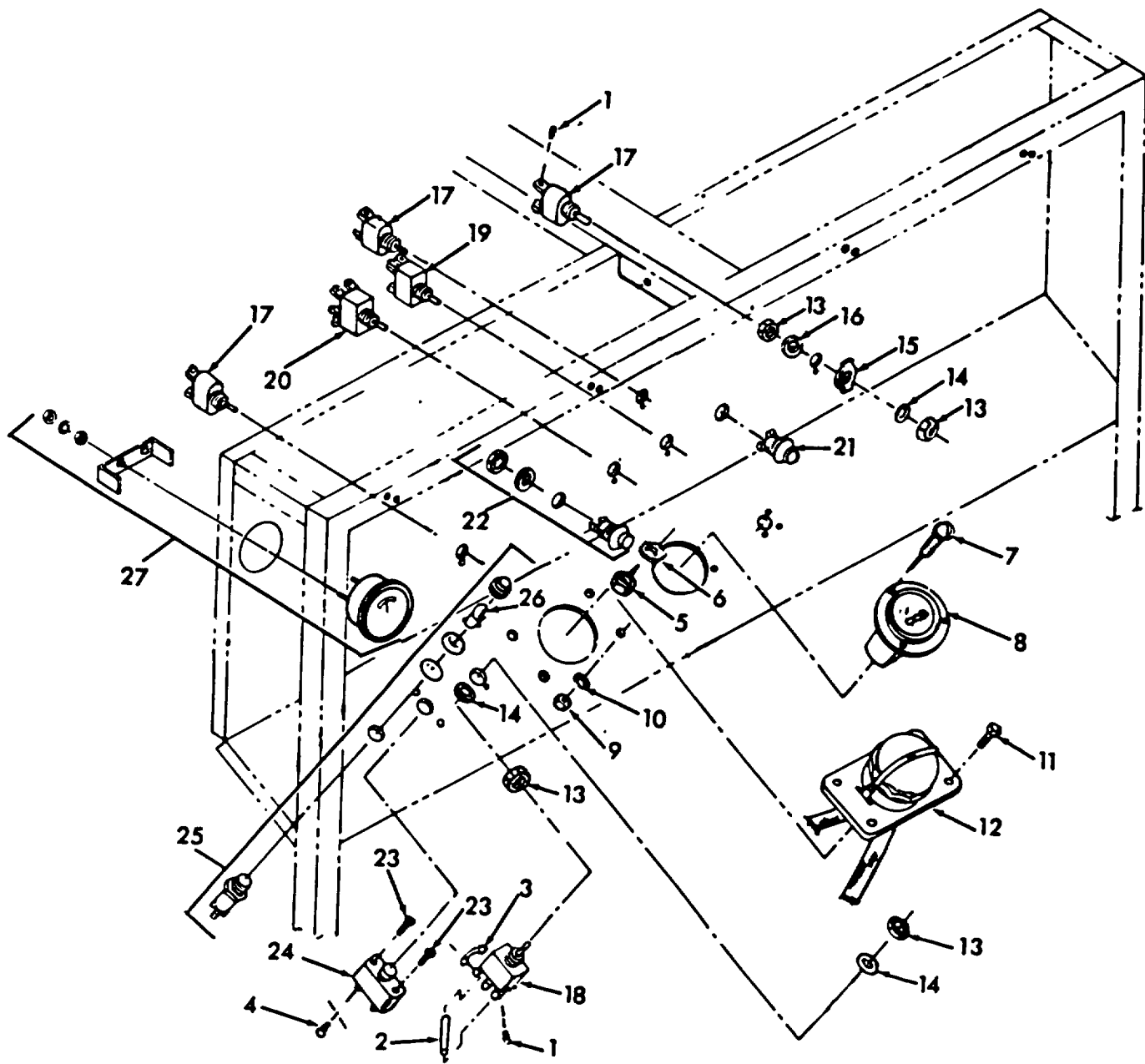
(1) ILLUSTRATION		(2)	(3)	(4)	(5)	(6)	(7)	(8)
(a) FIG NO.	(b) ITEM NO.	SMR CODE	NATIONAL STOCK NUMBER	FSCM	PART NUMBER	DESCRIPTION	U/M	QTY INC IN UNIT
						USABLE ON CODE		
						GROUP 05 ELECTRICAL		
8	1	PAOZZ	5310-00-135-1116	78385	700860	NUT, SELF-LOCKING	EA	10
8	2	PAOZZ	5310-00-082-1404	96906	MS27183-6	WASHER, FLAT	EA	10
8	3	XBOZZ		78385	76475	SCREW	EA	10
8	4	XDOZZ	6210-00-404-0558	78385	4445-0237-1	PANEL LIGHT AND CABLE ASSEMBLY	EA	2
8	5	PAOZZ	6240-00-266-9940	96906	MS25231-1829	.LAMP, 24V	EA	1
8	6	XDOZZ	6210-00-432-6182	78385	4445-0237-2	PANEL LIGHT AND CABLE ASSEMBLY	EA	2
8	7	PAOZZ	6240-00-266-9940	96906	MS25231-1829	.LAMP, 24V	EA	1
8	8	XDOZZ	6210-00-432-6095	78385	4445-0237-3	PANEL LIGHT AND CABLE ASSEMBLY	EA	1
8	9	PAOZZ	6240-00-266-9940	96006	MS25231-1829	.LAMP, 24V	EA	1
8	10	PAOZZ	5305-00-135-1063	78385	701253	SCREW	EA	2
8	11	XBOZZ		78385	407-0462	BRACKET	EA	1



TS 4310-346-34P/9

Figure 9. Interior Light and Solenoid Cable.

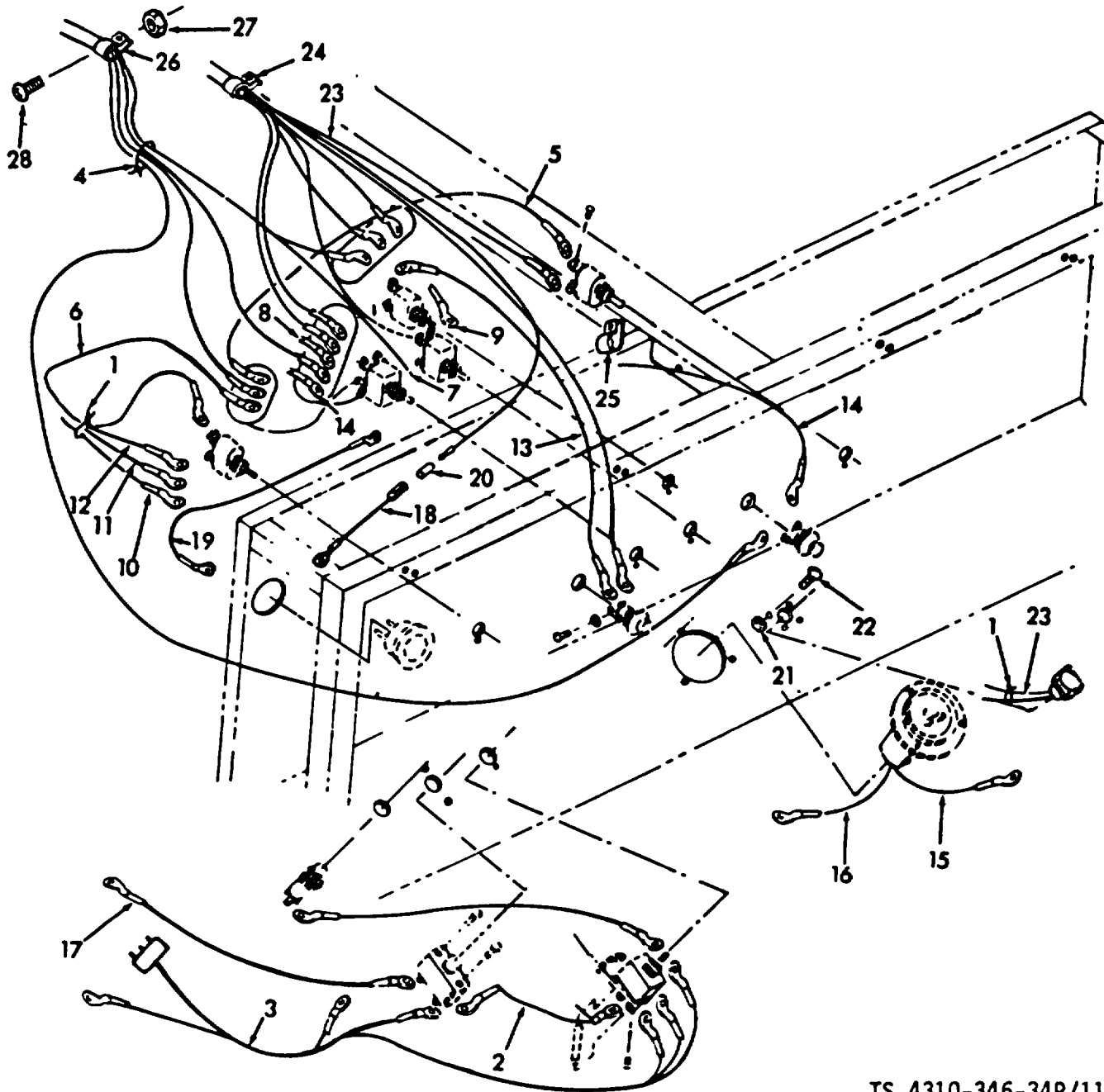
(1) ILLUSTRATION		(2)	(3)	(4)	(5)	(6)	(7)	(8)
(a) FIG NO.	(b) ITEM NO.	SMR CODE	NATIONAL STOCK NUMBER	FSCM	PART NUMBER	DESCRIPTION	U/M	QTY INC IN UNIT
						USABLE ON CODE		
9	1	PAOZZ	5310-00-789-0398	78385	487370	NUT, CLAMP MT G	EA	1
9	2	PAOZZ	5305-00-616-4831	96906	MS35266-65	SCREW, CLAMP MTG	EA	1
9	3	PAOZZ	5340-00-565-0011	96906	MS21919DG2	CLAMP	EA	1
9	4	XBOZZ		78385	730011-2	INSULATION, ELECTRICAL	EA	1
9	5	XDOZZ	2920-00-432-1197	78385	4445-0251	CABLE ASSEMBLY, SOLENOID GND	EA	1
9	6	PAOZZ	6210-00-224-2886	78385	4445-0235	SERVICE LIGHT AND CABLE ASSEMBLY	EA	1
9	7	PAOZZ	6240-00-019-3102	08108	1203	.LAMP, INCANDESCENT	EA	1
9	8	PAOZZ	5310-00-934-9747	96906	MS35649-262	NUT, PLAIN, HEXAGON, LIGHT MTG	EA	3
9	9	PAOZZ	5310-00-209-0788	96906	MS3535-30	WASHER, LOCK	EA	3
9	10	PAOZZ	5305-00-889-3000	96906	MS35206-230	SCREW, 6-32 X 1/2 PAN HD	EA	2



TS 4310-346-34P/10

Figure 10. Control Panel-Wiring and Electrical Components.

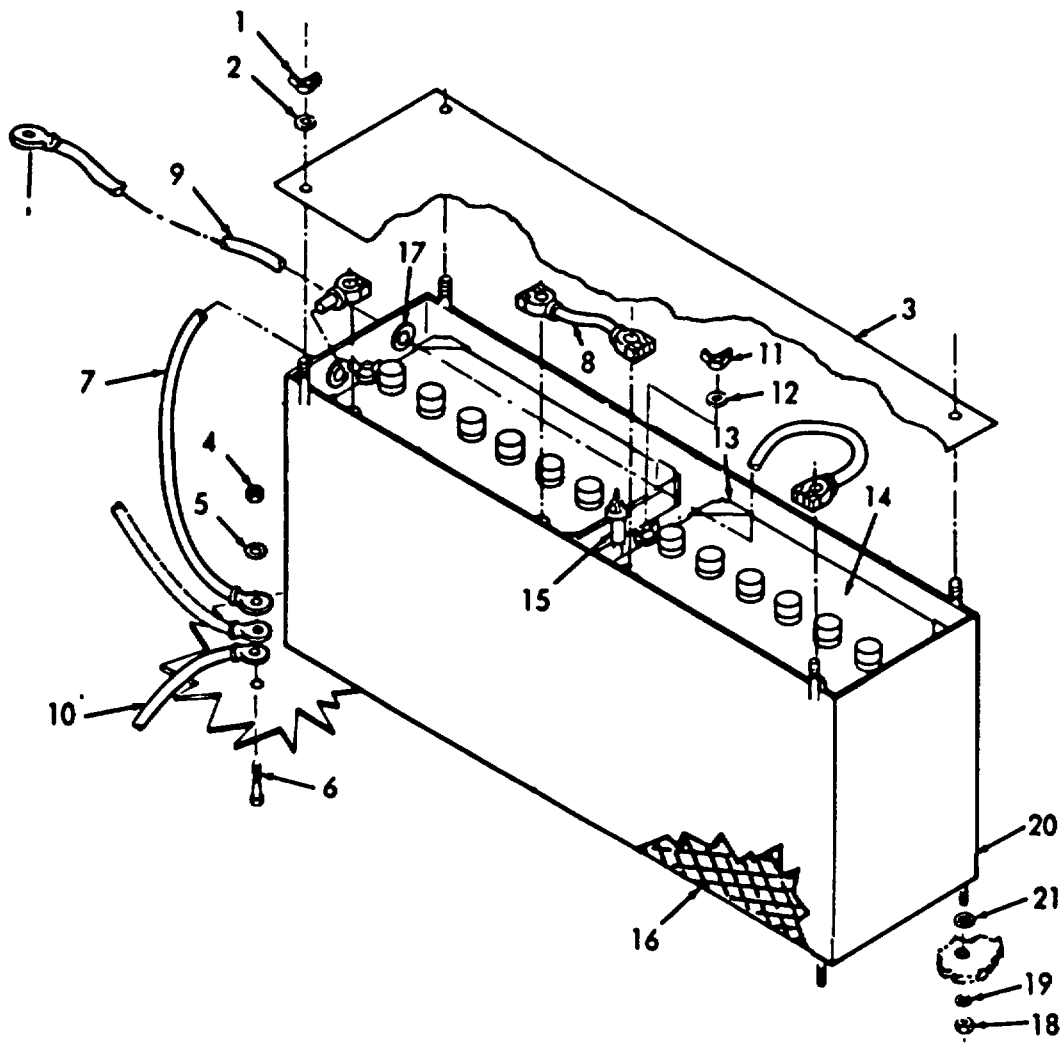
(1) ILLUSTRATION		(2)	(3)	(4)	(5)	(6)	(7)	(8)
(a) FIG NO.	(b) ITEM NO.	SMR CODE	NATIONAL STOCK NUMBER	FSCM	PART NUMBER	DESCRIPTION	U/M	QTY INC IN UNIT
						USABLE ON CODE		
10	1	XBOZZ	5305-00-456-2582	78385	170677	.SCREW	EA	12
10	2	XBOZZ		78385	G488213	.JUMPER	EA	1
10	3	XBOZZ		27192	1325-1406	.CONNECTOR, STRAP.....	EA	1
10	4	XBOZZ	5305-00-685-1634	78385	487275	.SCREW, ASSEMBLED WASHER	EA	2
10	5	PAOZZ	5310-00-934-9747	96906	MS35649-262	.NUT	EA	4
10	6	PAOZZ	5310-00-209-0788	96906	MS35335-30	.WASHER	EA	4
10	7	PAOZZ	5305-00-889-3000	96106	MS35206-230	.SCREW	EA	3
10	8	PAOZZ	6645-00-089-8842	74400	M5600	.HOURMETER	EA	1
10	9	XDOZZ	5310-00-761-6882	96906	MS51967-2	.NUT, PLAIN, HEXAGON	EA	2
10	10	PAOZZ	5310-00-209-0786	96906	P35335-33	.WASHER, LOCK	EA	4
10	11	PAOZZ	5305-00-225-3840	96906	MS90725-7	.SCREW CAP, HEXAGON HEAD	EA	4
10	12	XDOZZ	5935-00-445-4604	78385	4445-0231	.RECEPTACLE ASSEMBLY, POWER-24 VDC.....	EA	1
10	13	PAOZZ	5310-00-161-9561	78385	488097	.NUT, JAM	EA	8
10	14	PAOZZ	5310-00-153-2112	78385	488098	.WASHER	EA	4
10	15	XBOZZ		73559	Y11	.PLATE, ON-OFF	EA	5
10	16	PAOZZ	5310-00-924-5968	96906	MS25081-1	.WASHER KEY	EA	4
10	17	PAOZZ	5930-00-655-1520	78385	488095	.SWITCH, CLUTCH PANEL AND INT. LIGHT	EA	3
10	18	PAOZZ	5930-00-615-7897	96906	MS35059-31	.SWITCH, HEATER	EA	1
10	19	PAOZZ	5930-00-655-1520	96906	MS35059-22	.SWITCH, SAFETY	EA	1
10	20	PAOZZ	5930-00-655-1582	96506	M35059-23	.SWITCH SYSTEM	EA	1
10	21	PAOZZ	5930-00-847-9863	96906	MS25089-1C	.SWITCH, PUSH BUTTON, START.....	EA	1
10	22	PAOZZ	5930-00-253-0426	96906	MS25089-2C	.SWITCH, PUSH BUTTON, DUMP	EA	1
10	23	PAOZZ	5305-00-984-4984	96906	MS35206-227	.SCREW	EA	2
10	24	PAOZZ	5925-00-271-8659	96906	MS25017-20	.CIRCUIT BREAKER	EA	1
10	25	XDOZZ	6210-00-224-3304	78385	G704591	.TEST LIGHT ASSEMBLY	EA	1
10	26	PAOZZ	6240-00-155-8714	78385	488096	.BULB, LAMP	EA	1
10	27	PAOZZ	6625-00-649-3408	57733	357W	.AMMETER	EA	1



TS 4310-346-34P/11

Figure 11. Control Panel-Wiring and Cables.

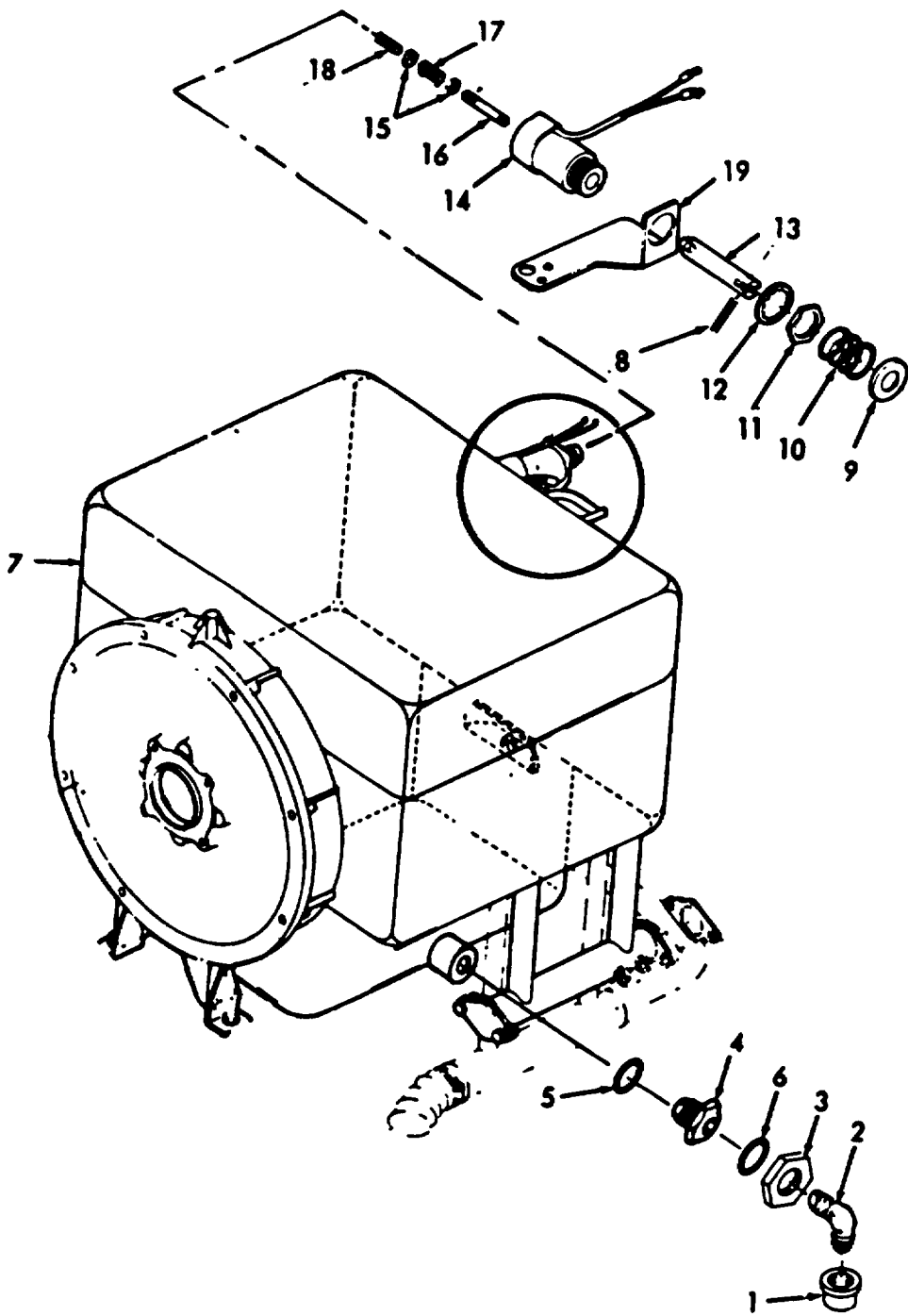
(1) ILLUSTRATION		(2) SMR CODE	(3) NATIONAL STOCK NUMBER	(4) FSCM	(5) PART NUMBER	(6) DESCRIPTION USABLE ON CODE	(7) U/M	(8) QTY INC IN UNIT
(a) FIG NO.	(b) ITEM NO.							
11	1	XBOZZ		06383	LST4	.WIRE, TIE.....	EA	6
11	2	XBOZZ		78385	G701226-23	.WIRE ASSEMBLY, HTR. SW. TO CIRCUIT BREAKER	EA	1
11	3	XBOZZ		78385	G70469-1	.CABLE ASSEMBLY, HTR. SW. TO HTR. RECEPTACLE & FUEL PUMP.....	EA	1
11	4	XBOZZ		78385	4445-0245	.CABLE ASSEMBLY, ENG CONTROL	EA	1
11	5	XBOZZ		78385	4445-0244-5	.CABLE ASSEMBLY, PNL, SW	EA	1
11	6	XBOZZ		78385	4445-0244-4	.CABLE ASSEMBLY, PNL, SW	EA	1
11	7	XBOZZ		78385	4445-0244-3	.CABLE ASSEMBLY, PNL, SW	EA	1
11	8	XBOZZ		78385	4445-0244-2	CABLE ASSEMBLY, PNL, SW.....	EA	1
11	9	XBOZZ		78385	4445-0244-1	.CABLE ASSEMBLY, PNL, SW	EA	1
11	10	XBOZZ		78385	4445-0243-2	.CABLE ASSEMBLY, PNL LT, DUAL	EA	1
11	11			78385	4445-0243-1	.CABLE ASSEMBLY, PNL, LT, DUAL	EA	1
11	12	XBOZZ		78385	4445-0242	.CABLE ASSEMBLY, PNL LT, DUAL	EA	1
11	13	XBOZZ		78385	4445-0241-2	.CABLE ASSEMBLY, SYS SW-MNL CLUTCH SW.....	EA	1
11	14	XBOZZ		78385	4445-0241-1	.CABLE ASSEMBLY, SYS SW-ST SW	EA	1
11	15	XBOZZ		78385	4445-0246-2	.CABLE ASSEMBLY, GND-HR MTR	EA	1
11	16	XBOZZ		78385	4445-0246-1	.CABLE ASSEMBLY, HR MTR	EA	1
11	17	XBOZZ		78385	G704754	.CABLE ASSEMBLY, STARTER SOL TO CIRCUIT BREAKER	EA	1
11	18	XBOZZ		78385	4445-0254	.CABLE ASSEMBLY, CABLE TO AMMETER	EA	1
11	19	XBOZZ		78385	4445-0244-6	.CABLE ASSEMBLY, SWITCH TO AMMETER.....	EA	1
11	20	XBOZZ		78385	730011-3	.INSULATION	EA	1
11	21	PAOZZ	5310-00-064-1849	96906	MS21044B04	.NUT, SELF-LOCKING, HEXAGON, RECEPTACLE MTG	EA	4
11	22	PAOZZ	5305-00-889-2997	96906	MS35206-215	.SCREW, MACHINE, RECEPTACLE MTG	EA	4
11	23	XBOZZ		78385	4445-0240	.CABLE ASSEMBLY	EA	1
11	24	PAOZZ	5340-00-598-0597	96906	MS21919DG8	.CLAMP	EA	1
11	25	PAOZZ	5340-00-205-6301	96906	MS21919DG4	.CLAMP, CUSHIONED	EA	3
11	26	PAOZZ	5340-00-565-0011	96906	MS21919DG2	.CLAMP, CUSHIONED	EA	1
11	27	PAOZZ	5310-00-789-0398	78385	487370	.NUT, 10-32 LOCKWASHER.....	EA	5
11	28	PAOZZ	5305-00-616-4831	96906	MS35266-65	.SCREW	EA	5



TS 4310-346-34P/12

Figure 12. Battery Box.

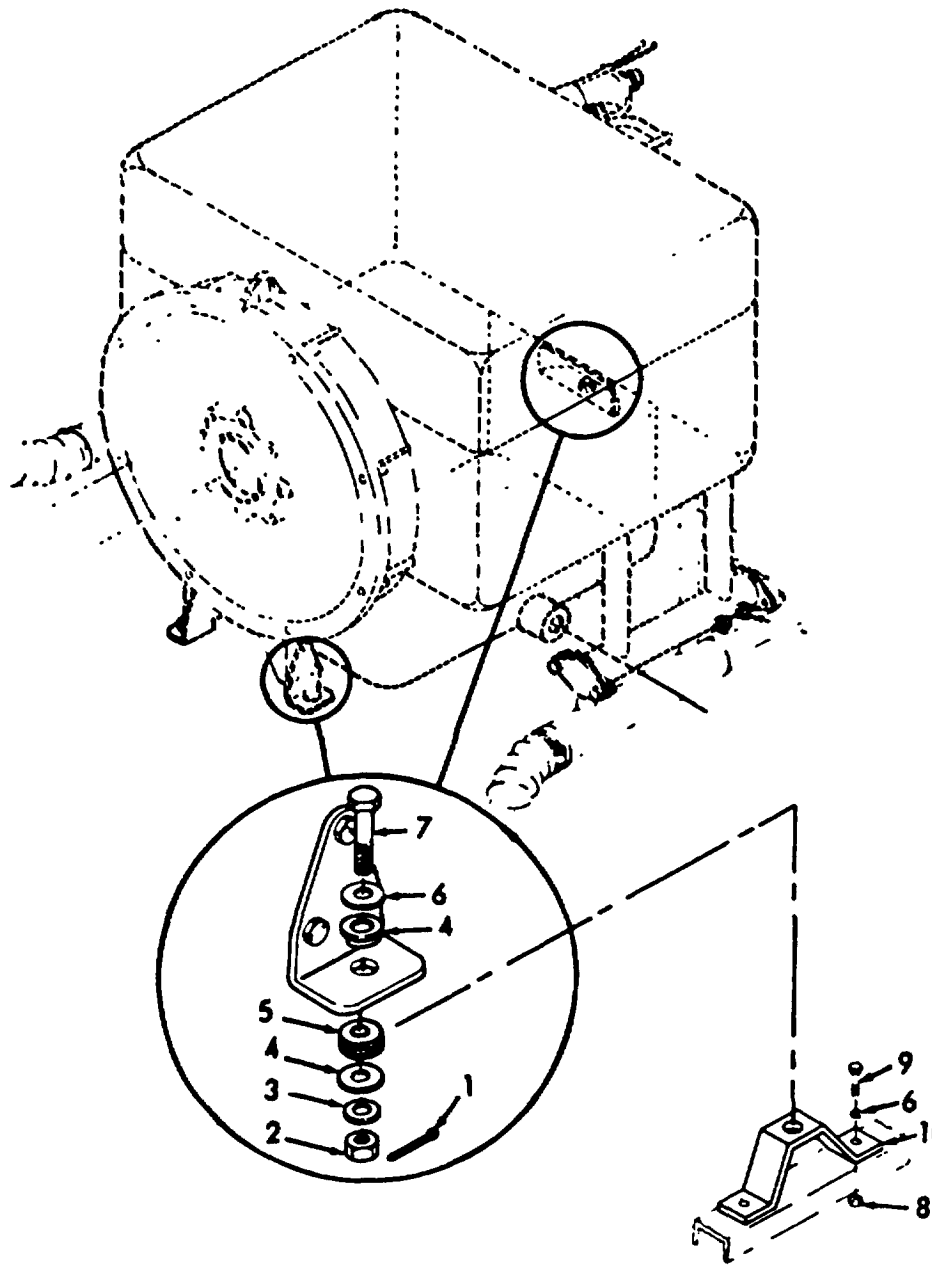
(1) ILLUSTRATION		(2)	(3)	(4)	(5)	(6)	(7)	(8)
(a) FIG NO.	(b) ITEM NO.	SMR CODE	NATIONAL STOCK NUMBER	FSCM	PART NUMBER	DESCRIPTION	U/M	QTY INC IN UNIT
						USABLE ON CODE		
12	1	PAOZZ	5310-00-080-8495	96906	MS35425-39	NUT, WING.....	EA	4
12	2	PAOZZ	5310-00-141-1795	88044	AN960-416	WASHER, FLAT	EA	4
12	3	XBOZZ		78385	4457-0028	COVER, BATTERY.....	EA	1
12	4	PAOZZ	5310-00-732-0558	96906	MS51967-8	NUT, PLAIN, HEXAGON, LEAD MTG.....	EA	1
12	5	PAOZZ	5310-00-621-6121	96906	MS35335-35	WASHER, LOCK,	EA	1
12	6	PAOZZ	5305-00-269-3213	96906	MS90725-62	SCREW, LEAD MTG.....	EA	1
12	7	PAOZZ	6140-00-17-6895	78385	4445-0232	CABLE, BATTERY TO GROUND	EA	1
12	8	XDOZZ		78385	4445-0233	CABLE, BATTERY TO BATTERY.....	EA	1
12	9	PAOZZ	6140-00-179-6781	78385	4445-0230	CABLE, BATTERY TO STARTER	EA	1
12	10	XBOZZ		78385	4445-0250	CABLE, GROUND, ENGINE EXHAUST TO FLOOR.....	EA	1
12	11	PAOZZ	5310-00-889-2606	96906	MS35425-42	NUT, WING	EA	4
12	12	PAOZZ	5310-00-167-0821	88044	AN960-616	WASHER, FLAT	EA	4
12	13	XBOZZ		96906	MS53046-1	RETAINER, BATTERY.....	EA	2
12	14	PAOZA	6140-00-057-2553	96906	MS35000-1	BATTERY	EA	2
12	15	XBOZZ		78385	14203	BOLT, CARRIAGE	EA	4
12	16	XBOZZ		78385	455-0057	SCREEN, SUPPORT.....	EA	2
12	17	PAOZZ	5325-00-290-3777	96906	MS35489-77	GROMMET, NONMETALLIC.....	EA	2
12	18	PAOZZ	5310-00-241-6640	96906	MS16228-60	NUT, SELF-LOCKING, 3/8-16	EA	4
12	19	PAOZZ	5310-00-167-0821	88044	AN960-616	WASHER, FLAT	EA	4
12	20	XBOZZ		78385	4457-0027	BATTERY BOX ASSEMBLY	EA	1
12	21	PAOZZ	5325-00-249-6345	96906	MS35489-69	GROMMET, NONMETALLIC.....	EA	4



TS 4310-346-34P/13

Figure 13. Engine, and Accessories.

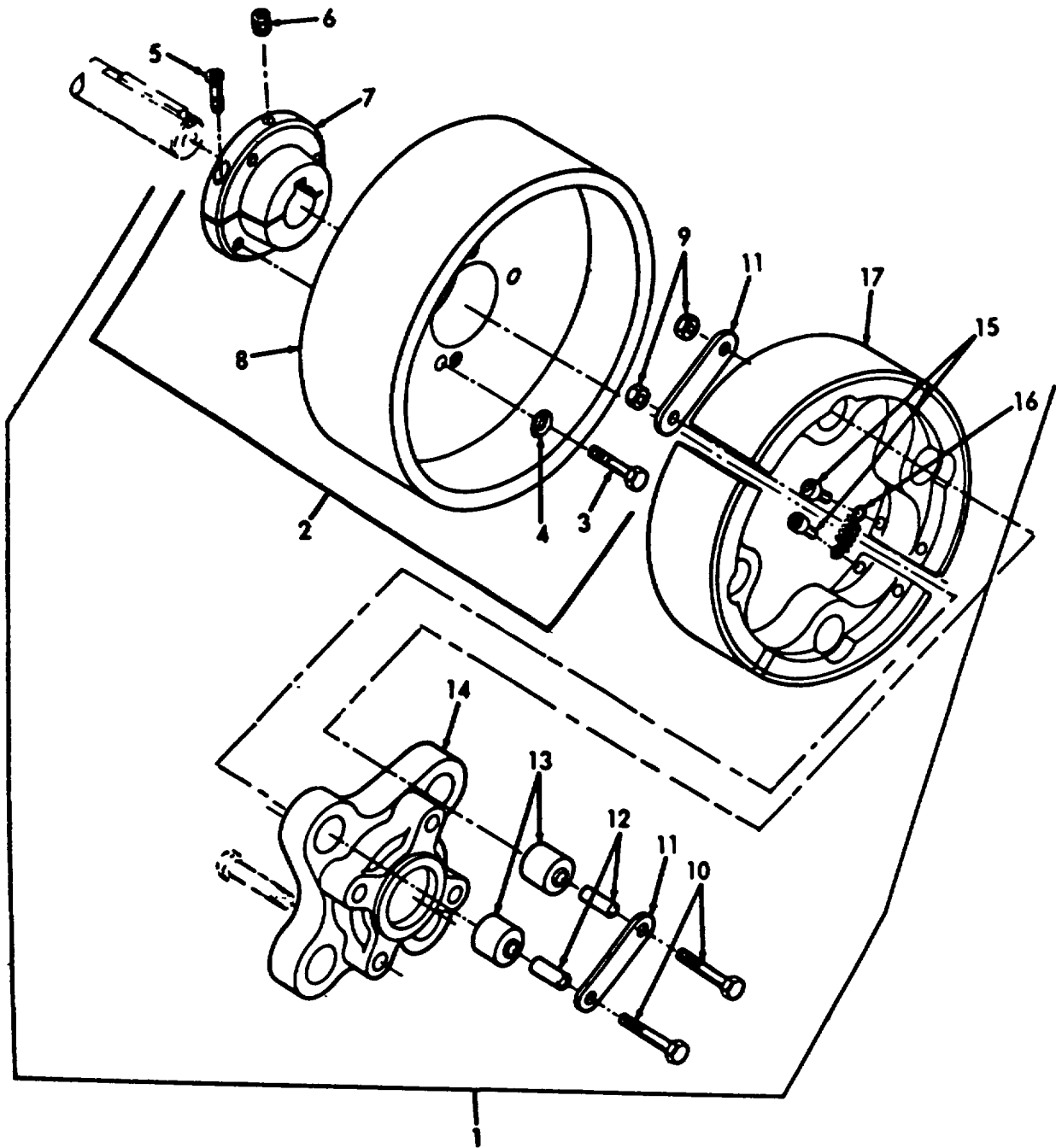
(1) ILLUSTRATION		(2)	(3)	(4)	(5)	(6)	(7)	(8)
(a) FIG NO.	(b) ITEM NO.	SMR CODE	NATIONAL STOCK NUMBER	FSCM	PART NUMBER	DESCRIPTION	U/M	QTY INC IN UNIT
						USABLE ON CODE		
						GROUP 06 ENGINE		
13	1	PAOZZ	4730-00-812-7192	88044	AN929-4	CAP ASSEMBLY, DRAIN	EA	1
13	2	PAOZZ	4730-00-231-3026	88044	AN833-4	ELBOW.....	EA	1
13	3	XBOZZ		88044	AN924-4	NUT	EA	1
13	4	XBOZZ	4730-00-188-8032	88044	AN893-3	BUSHING, REDUCER	EA	1
13	5	PAOZZ	5330-00-810-9659	80205	NAS1595-8	PACKING, PREFORMED	EA	1
13	6	PAOZZ	5330-00-959-1048	80206	NAS1595-4	PACKING, PREFORMED	EA	1
13	7	PAFHH	2805-00-872-5972	97403	13206E1000	ENGINE, GASOLINE, GFE, 4A084-3.....	EA	1
13	8	XBOZZ		96906	MS9048-013	PIN, SPRING.....	EA	1
13	9	XBOZZ		78385	430-0133	RETAINER, SPRING.....	EA	1
13	10	XDOZZ	5360-00-235-1954	78385	425-0153	SPRING	EA	1
13	11	XBOZZ		78385	445-0076-3	NUT	EA	1
13	12	XBOZZ		78385	445-0076-3	WASHER, LOCK, SOLENOID.....	EA	1
13	13	XDOZZ	4310-00-196-5149	78385	445-0078	PLUNGER.....	EA	1
13	14	PAOZZ	5945-00-172-1397	78385	4445-0247	SOLENOID AND CABLE ASSEMBLY	EA	1
13	15	PAOZZ	5310-00-934-9751	96906	MS35650-302	NUT, PLAN, HEXAGON, SOLENOID	EA	2
13	16	XBOZZ		78358	417-0077	ROD, SOLENOID, CONNECTING	EA	1
13	17	XBOZZ	5360-00-235-1904	78385	425-0152	SPRING, TORSION, HELICAL.....	EA	1
13	18	XBOZZ		78385	417-0078	ROD, GOVERNOR, CONNECTING.....	EA	1
13	19	XBOZZ		78385	407-0482	BRACKET, SOLENOID	EA	1



TS 4310-346-34P/14

Figure 14. Engine Mounts.

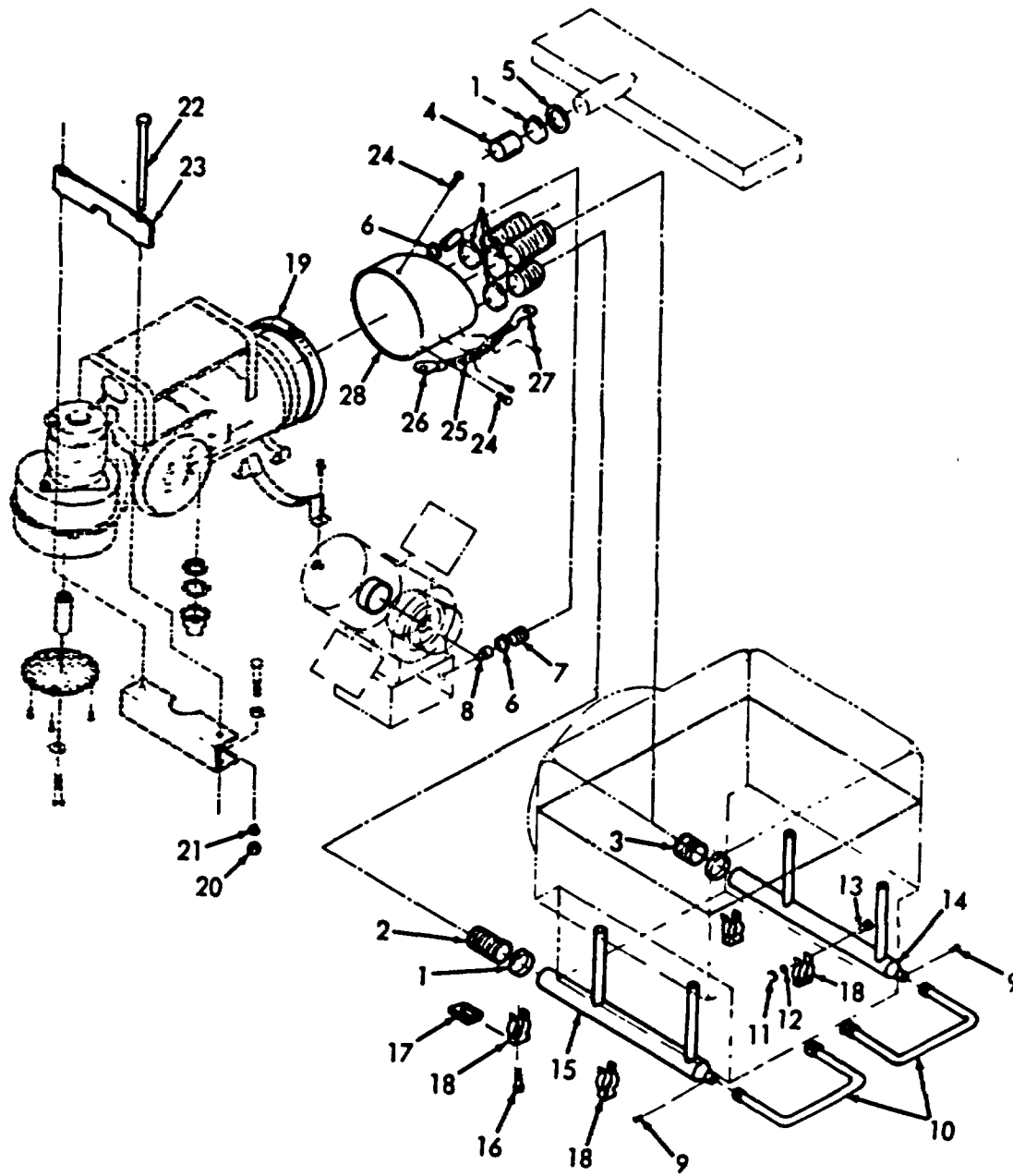
(1) ILLUSTRATION		(2)	(3)	(4)	(5)	(6)	(7)	(8)
(a) FIG NO.	(b) ITEM NO.	SMR CODE	NATIONAL STOCK NUMBER	FSCM	PART NUMBER	DESCRIPTION	U/M	QTY INC IN UNIT
						USABLE ON CODE		
14	1	PAFZZ	5315-00-842-3044	96906	M24665-283	PIN, COTTER, ENGINE MTG.....	EA	3
14	2	PAFZZ	5310-00-810-1786	96906	MS21042-6	NUT, SELF-LOCKING, ENGINE MTG.....	EA	3
14	3	PAFZZ	5310-00-167-0837	88044	AN960-6161	WASHER, FLAT, ENGINE MTG.....	EA	3
14	4	XDFZZ	5310-00-001-9896	78385	430-0132	WASHER, SNUBBER, ENGINE MTG.....	EA	6
14	5	XDFZZ	5340-00-461-1703	76005	J7153-4	MOUNT, RESILIENT, ENGINE.....	EA	3
14	6	PAFZZ	5310-00-080-6004	94431	32102	WASHER, FLAT, ENGINE MTG.....	EA	5
14	7	XBFZZ	5306-00-151-1335	88044	AN6-16	BOLT, ENGINE MTG.....	EA	3
14	8	PAFZZ	5310-00-056-3395	96906	MS35649-2382	NUT, PLAIN, HEXAGON, ENGINE MTG.....	EA	2
14	9	PAFZZ	5305-00-269-3212	96506	MS90725-62	SCREW, ENGINE MTG.....	EA	2
14	10	XBFZZ		78385	407-0481	SUPPORT, ENGINE, FRONT.....	EA	1



TS 4310-346-34P/15

Figure 15. Clutch Assembly.

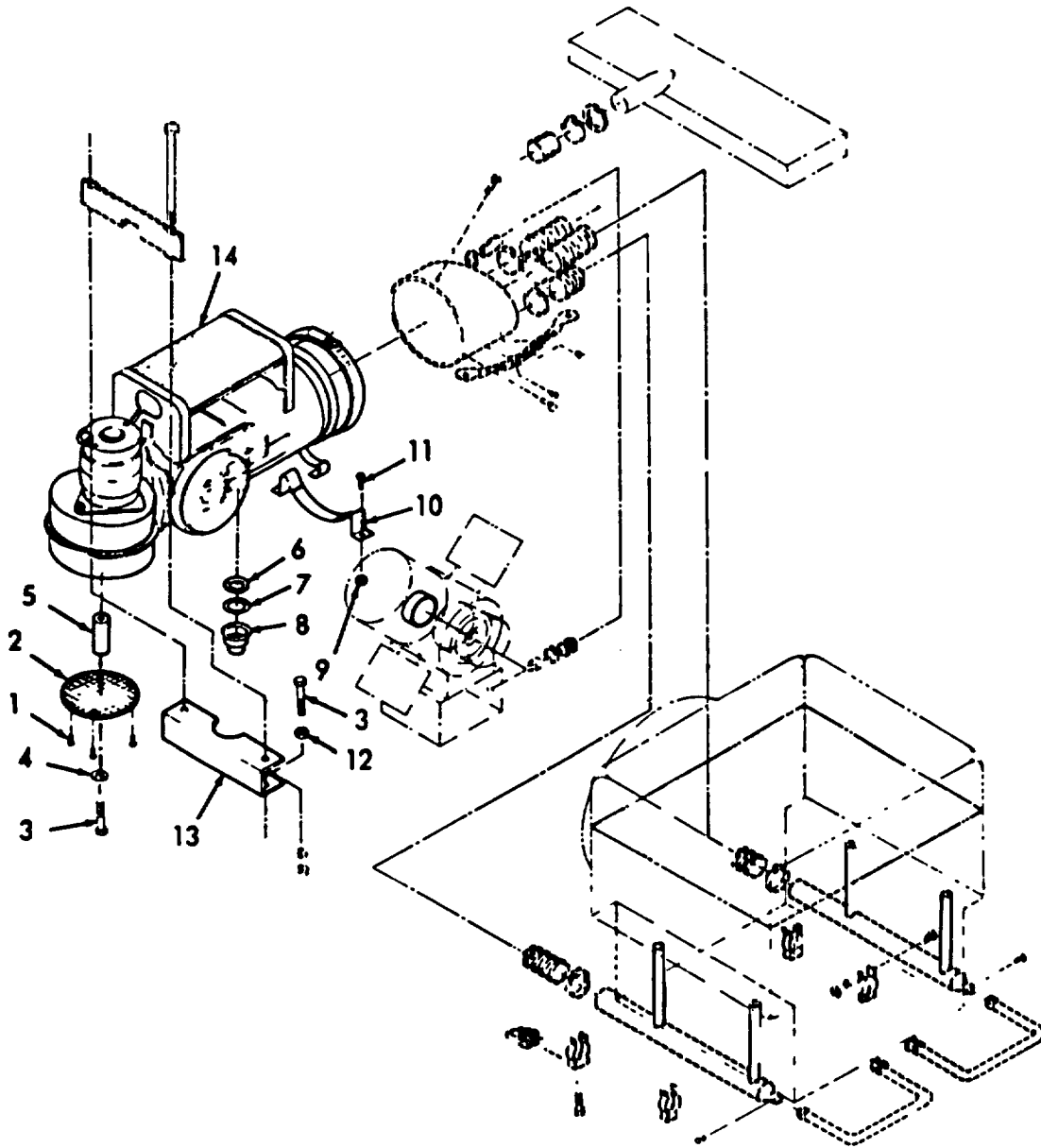
(1) ILLUSTRATION		(2)	(3)	(4)	(5)	(6)	(7)	(8)
(a) FIG NO.	(b) ITEM NO.	SMR CODE	NATIONAL STOCK NUMBER	FSCM	PART NUMBER	DESCRIPTION	U/M	QTY INC IN UNIT
						GROUP 07 CLUTCH		
15	1	PAFZZ	3010-00-009-2093	28718	554LID430B	CLUTCH, COMPRESSOR	EA	1
15	2	XBFZZ		28718	42-90A430B	.HUB, SUB-ASSEMBLY	EA	1
15	3	PAFZZ	5305-00-071-2240	80204	B1821BH025C138N	..SCREW, CAP, HEX	EA	3
15	4	PAFZZ	5310-00-720-8395	96906	MS35338-104	..WASHER, LOCK.....	EA	3
15	5	PAFZZ	5305-00-978-9358	96906	MS16997-48	..SCREW, HUB.....	EA	1
15	6	PAFZZ	5305-00-723-9386	96906	MS51963-64	..SETSCREW, HUB.....	EA	1
15	7	XAFZZ		28718	SIZE SH	..HUB, 1-1 BORE, 1/4 X 1/8 KEYWAY	EA	1
15	8	XBFZZ		28718	554-13D4308	..HOUSING.....	EA	1
15	9	XBFZZ		72962	21NE048	..NUT	EA	8
15	10	XBFZZ		28718	63-48-410	..BOLT, DRIVE, HUB.....	EA	8
15	11	XDFZZ	3040-00-196-5159	28718	554-32-440A	..LINK.....	EA	8
15	12	XBFZZ		28718	554-37-410	..SPACER, BUSHING.....	EA	8
15	13	PAFZZ	5365-00-771-5636	28718	554-89-410	..BUSHING, RUBBER	EA	8
15	14	XBFZZ		28718	554-23-4408	..HUB.....	EA	1
15	15	PAFZZ	5305-00-978-9353	96906	MS16997-43	..SPRING.....	EA	16
15	16	XDFZZ	5360-00-235-2335	28718	554-35-4308	..SPRING.....	EA	8
15	17	XBFZZ		28718	554L31A4100	..SHOE, SUB-ASSEMBLY	EA	4



TS 4310-346-34P/16

Figure 16. Winterization Components.

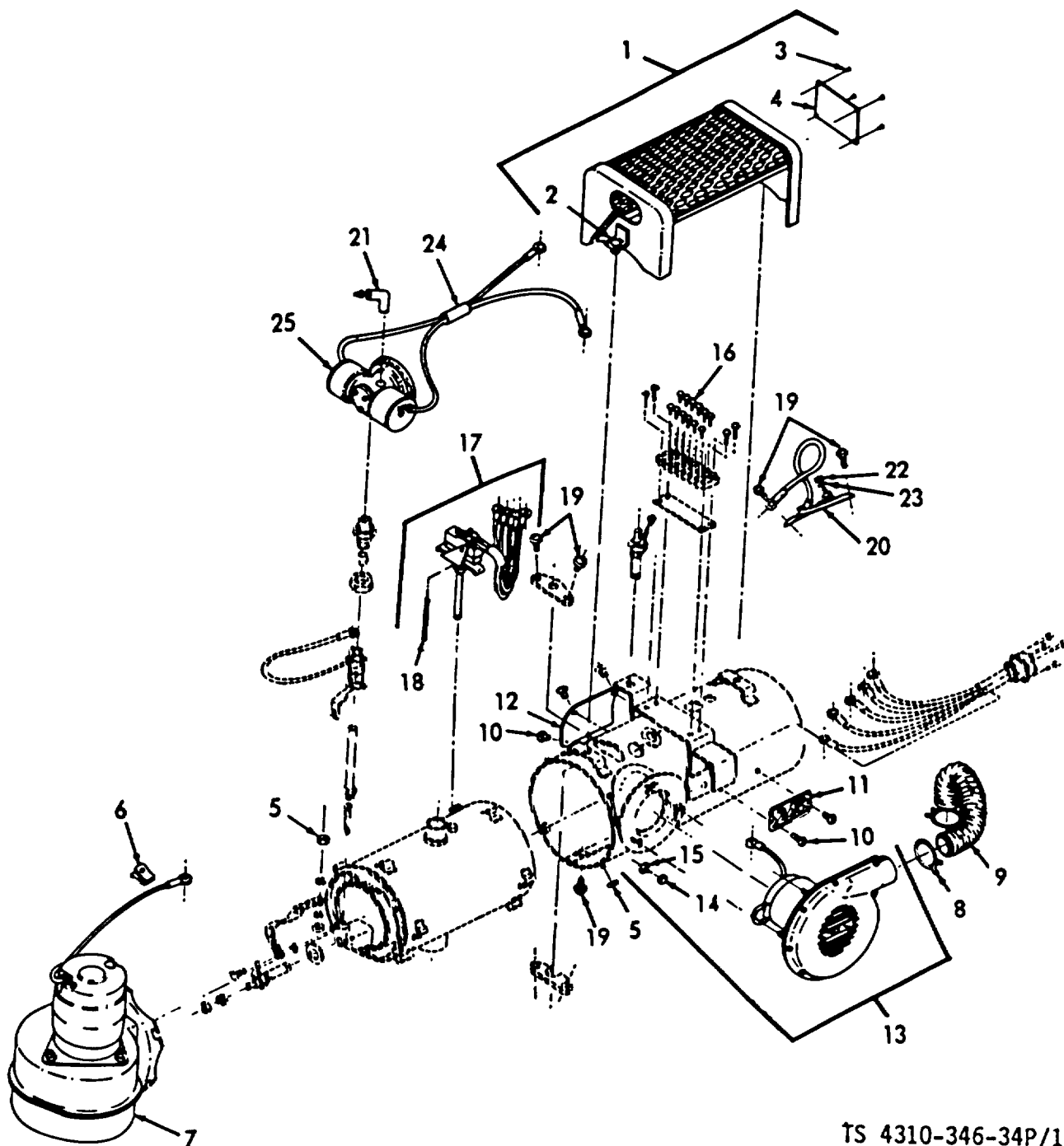
(1) ILLUSTRATION		(2)	(3)	(4)	(5)	(6)	(7)	(8)
(a) FIG NO.	(b) ITEM NO.	SMR CODE	NATIONAL STOCK NUMBER	FSCM	PART NUMBER	DESCRIPTION	U/M	QTY INC IN UNIT
						USABLE ON CODE		
						GROUP 08 WINTERIZATION ON EQUIPMENT		
16	1	PAOZZ	4730-00-585-8394	66295	28H	CLAMP	EA	6
16	2	PAOZZ		70628	TYPE11AX1-44	DUCT, HEATER, FLEXIBLE, 1-3/4 DIA X 44 IN. LG	EA	1
16	3	XBOZZ		70628	TYPE11AX1-171-2	DUCT, HEATER FLEXIBLE, 1-3/4 DIA X 17 1/2 LG	EA	1
16	4	XBOZZ		70628	TYPE11AX1-38	DUCT, HEATER, FLEXIBLE, 1-3/4 DIA X 38 IN. LG	EA	1
16	5	XBOZZ		78385	414-0220	SLEEVE, AIR ADAPTER	EA	1
16	6	XBOZZ		66295	736862-2	CLAMP	EA	2
16	7	XBOZZ		70628	TYPE11AX3	DUCT, HEATER, FLEXIBLE, 94 DIA X 22 IN. LG	EA	1
16	8	XBOZZ		78385	428-0360	FITTING, WARM AIR CRANKCASE	EA	1
16	9	XDOZZ	5308-00-040-9308	78385	736070-2	SCREW, NO. 8 SHEET METAL	EA	2
16	10	XDOZZ	4710-00-175-9317	78385	428-0525	TUBE, ENG, OIL PAN AIR	EA	2
16	11	PAOZZ	5310-00-997-1888	96906	MS35649-2252	NUT	EA	4
16	12	PAOZZ	5310-00-582-5965	96906	MS35338-44	WASHER, LOCK	EA	4
16	13	PAOZZ	5305-00-071-2241	96506	MS90725-10	SCREW, CAP, HEXAGON HEAD	EA	4
16	14	XDOZZ	4710-00-175-9318	78385	4428-0359	TUBE ASSEMBLY, LEFT SIDE MANIFOLD	EA	1
16	15	XDOZZ	4710-00-175-9319	78385	4428-0358	TUBE ASSEMBLY, RIGHT SIDE MANIFOLD	EA	1
16	16	PAOZZ	5305-00-068-0502	96906	MS90725-6	SCREW	EA	4
16	17	XBOZZ		78553	C31038-1420	NUT, FLOATING	EA	4
16	18	XBOZZ		78369	3	HANGER, PIPE	EA	4
16	19	PAOZZ	4730-00-908-6294	96906	MS35842-16	CLAMP, HOSE	EA	1
16	20	XBOZZ		78385	700269	NUT	EA	2
16	21	PAOZZ	5310-00-184-9562	96906	MS35335-62	WASHER, LOCK	EA	2
16	22	XDOZZ	5305-00-795-1122	78385	487120	SCREW, MACHINE	EA	2
16	23	XBOZZ		78385	G487083	CLAMP, HOLDOWN	EA	1
16	24	XBOZZ	5305-00-821-2881	78385	487274	SCREW, ASSEMBLED WASHER	EA	6
16	25	XDOZZ	5930-0-172-1393	78385	G704752	SWITCH, LIMIT	EA	1
16	26	XBOZZ		78385	G701226-22	WIRE ASSEMBLY	EA	1
16	27	XBOZZ		78385	G701226-21	WIRE ASSEMBLY	EA	1
16	28	XBOZZ		78385	G704755	ADAPTER ASSEMBLY, HEATER	EA	1



TS 4310-346-34P/17

Figure 17. Heater and Related Parts.

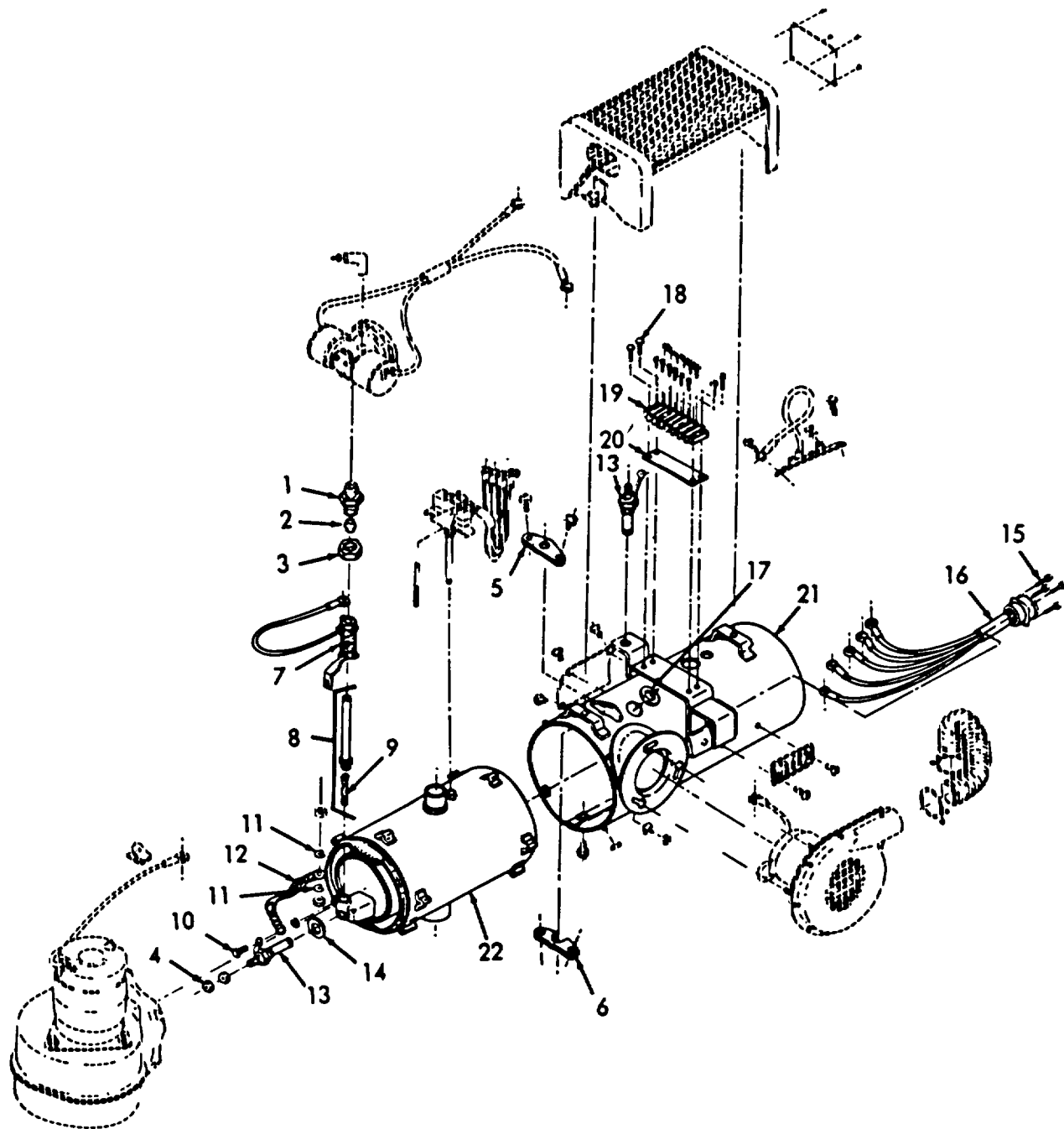
(1) ILLUSTRATION		(2)	(3)	(4)	(5)	(6)	(7)	(8)
(a) FIG NO.	(b) ITEM NO.	SMR CODE	NATIONAL STOCK NUMBER	FSCM	PART NUMBER	DESCRIPTION	U/M	QTY INC IN UNIT
						USABLE ON CODE		
17	1	PAOZZ	5305-00-685-1634	78385	487275	SCREW	EA	3
17	2	XBOZZ	4520-00-567-1630	78385	484487	STRAINER ELEMENT.....	EA	1
17	3	PAOZZ	5305-00-068-0502	96906	MS90725-6	SCREW	EA	3
17	4	PAOZZ	5310-00-209-0706	96906	MS35335-33	WASHER, LOCK.....	EA	1
17	5	PAOZZ		78385	468163	SUPPORTER, RUBBER	EA	1
17	6	XBOZZ		78385	486803	WASHER, EXHAUST	EA	1
17	7	PAOZZ	5330-00-770-0242	78385	486802	O RING	EA	1
17	8	XBOZZ		78385	486238	EXTENSION, EXHAUST PIPE.....	EA	1
17	9	PAOZZ	5310-00-245-8825	96906	MS16228-4C	NUT	EA	2
17	10	XBOZZ		78385	489544	BRACKET, HEATER MOUNTING	EA	1
17	11	PAOZZ	5305-00-059-3659	96906	MS51958-63	SCREW	EA	2
17	12	PAOZZ	5310-00-789-0398	78385	487370	NUT	EA	2
17	13	XBOZZ		78385	704824	BRACKET, SUPPORT.....	EA	1
17	14	PAOFF	2990-00-008-1671	78385	978ML24	HEATER, AIR DUCT, ENG, 24V	EA	1



TS 4310-346-34P/18

Figure 18. Heater Assembly.

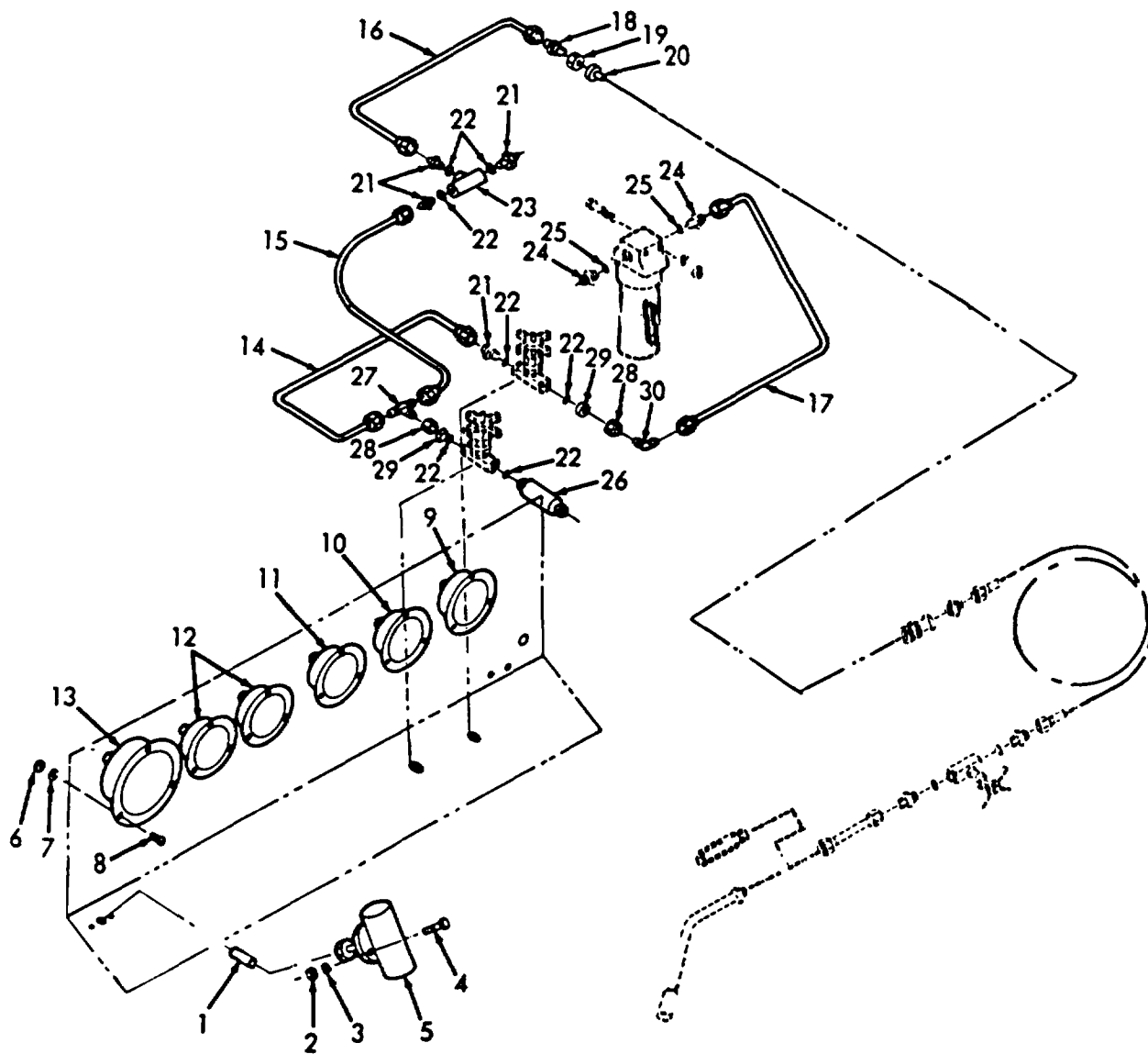
(1) ILLUSTRATION		(2)	(3)	(4)	(5)	(6)	(7)	(8)
(a) FIG NO.	(b) ITEM NO.	SMR CODE	NATIONAL STOCK NUMBER	FSCM	PART NUMBER	DESCRIPTION	U/M	QTY INC IN UNIT
						USABLE ON CODE		
18	1	XBFZZ		78385	G488355	.GUARD ASSEMBLY	EA	1
18	2	XBFZZ		78385	484165	..FASTENER, DZUS	EA	2
18	3	XBFZZ		78385	118730	..RIVET.....	EA	10
18	4	XBFZZ		78385	488354	..PLATE, IDENTIFICATION	EA	1
18	5	PAFZZ	5310-00-333-7341	78385	487283	.NUT	EA	4
18	6	XBFZZ		78385	485160	.CLAMP	EA	1
18	7	XBFZZ		78385	G489178	.BLOWER ASSEMBLY.....	EA	1
18	8	XBFZZ		78385	488788	.CLAMP, HOSE.....	EA	1
18	9	XBFZZ		78385	484105	.DUCT, FLEXIBLE	EA	1
18	10	XBFZZ		78385	118730	RIVET.....	EA	6
18	11	XBFZZ		78385	484153	.NAMEPLATE	EA	1
18	12	XBFZZ		78385	484114	.NAMEPLATE	EA	1
18	13	PAFZZ	2540-00-344-8601	78385	G488632	.BLOWER ASSEMBLY, COMBUSTION	EA	1
18	14	PAFZZ	5310-00-785-0392	78385	487370	..NUT	EA	3
18	15	PAFZZ	5310-00-080-9716	96906	MS45904-60	..WASHER, LOCK	EA	3
18	16	XBFZZ		78385	488066	.SCREW	EA	16
18	17	PAFZZ	5310-00-695-8838	78385	G486085	.SWITCH ASSEMBLY, FLAME DETECTOR	EA	1
18	18	XBFZZ		78385	702648	..ROD, CERAMIC.....	EA	1
18	19	PAFZZ	5305-00-576-2328	78385	488223	.SCREW	EA	7
18	20	PAFZZ	5930-00-312-2156	78385	G484013	.SWITCH, THERMOSTATIC, OVERHEAT.....	EA	1
18	21	PAFZZ	4730-00-639-9730	79470	3400X2	.ELBOW, PIPE.....	EA	1
18	22	PAFZZ	5310-00-934-9747	96906	MS35649-262	.NUT.....	EA	1
18	23	PAFZZ	5310-00-579-0079	96906	MS35333-3T	.WASHER, LOCK.....	EA	1
18	24	XBFZZ		78385	484285	.SLEEVING	FT	1
18	25	PAFZZ	2990-00-213-1279	78385	G484080	.VALVE ASSEMBLY, CONTROL	EA	1



TS 4310-346-34P/19

Figure 19. Heater Explode.

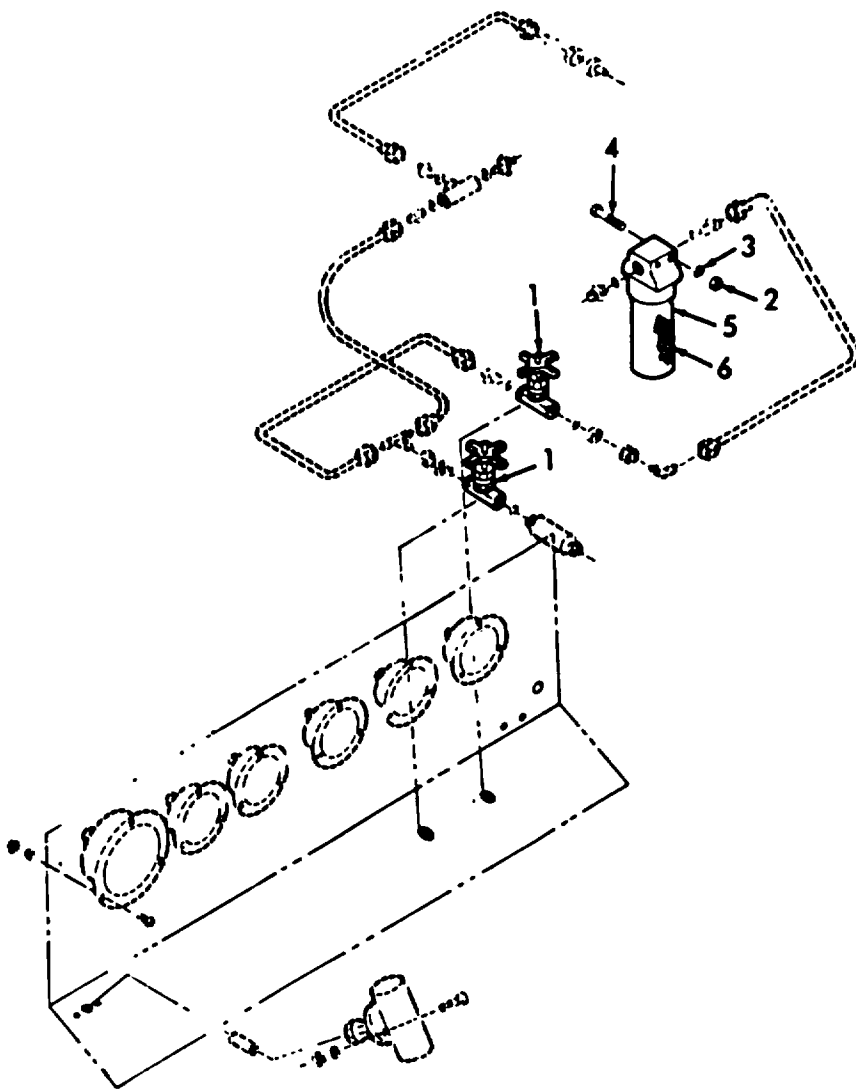
(1) ILLUSTRATION		(2)	(3)	(4)	(5)	(6)	(7)	(8)
(a) FIG NO.	(b) ITEM NO.	SMR CODE	NATIONAL STOCK NUMBER	FSCM	PART NUMBER	DESCRIPTION	U/M	QTY INC IN UNIT
						USABLE ON CODE		
19	1	PAFZZ	4730-00-270-4613	24617	114746	.ADAPTER, STRAIGHT, PI	EA	1
19	2	PAFZZ	4730-00-278-8764	78385	4208	.SLEEVE	EA	1
19	3	PAFZZ	4730-00-278-8892	78385	39337	.NUT	EA	1
19	4	PAFZZ	5310-00-934-9762	96906	MS35649-286	.NUT	EA	2
19	5	XBFZZ		78385	488164	.FLANGE	EA	1
19	6	XBFZZ		78385	488163	.PLATE, TAPPING.....	EA	1
19	7	PAFZZ	5905-00-302-1070	57733	489353	.RESISTOR, FIXED, WIRE.....	EA	1
19	8	XBFZZ		78385	G488332	.STANDPIPE ASSEMBLY	EA	1
19	9	PAFZZ	5330-00-752-0346	7835	474948	.CABLE KNIT.....	EA	1
19	10	XBFZZ		78385	487277	.SCREW	EA	1
19	11	PAFZZ	5310-00-061-0004	78385	475005	.WASHER, LOCK.....	EA	3
19	12	XBFZZ		78385	G486216	.LEAD ASSEMBLY GROUND.....	EA	1
19	13	PAFZZ	4520-00-312-2017	78385	G474942	.IGNITER ASSEMBLY	EA	1
19	14	PAFZZ	5330-00-752-0358	78385	475067	.GASKET.....	EA	1
19	15	PAFZZ	5305-00-133-3032	78385	488558	.SCREW, ASSEMBLED WASHER	EA	4
19	16	PAFZZ	2540-00-216-6150	78385	G484322	.RECEPTACLE ASSEMBLY	EA	1
19	17	PAFZZ	5325-00-827-2057	78385	475127	.GROMMET, NONMETALLIC	EA	1
19	18	XBFZZ		78385	488559	.SCREW	EA	4
19	19	XBFZZ		78385	484140	.STRIP, TERMINAL	EA	1
19	20	XBFZZ		78385	484141	.STRIP.....	EA	1
19	21	XBFZZ		78385	G488904	.HOUSING ASSEMBLY, HEATER	EA	1
19	22	XBFZZ		78385	G488636	.HEAT EXCHANGER ASSEMBLY	EA	1



TS 4310-346-34P/20

Figure 20. Gauges and Discharge Fittings.

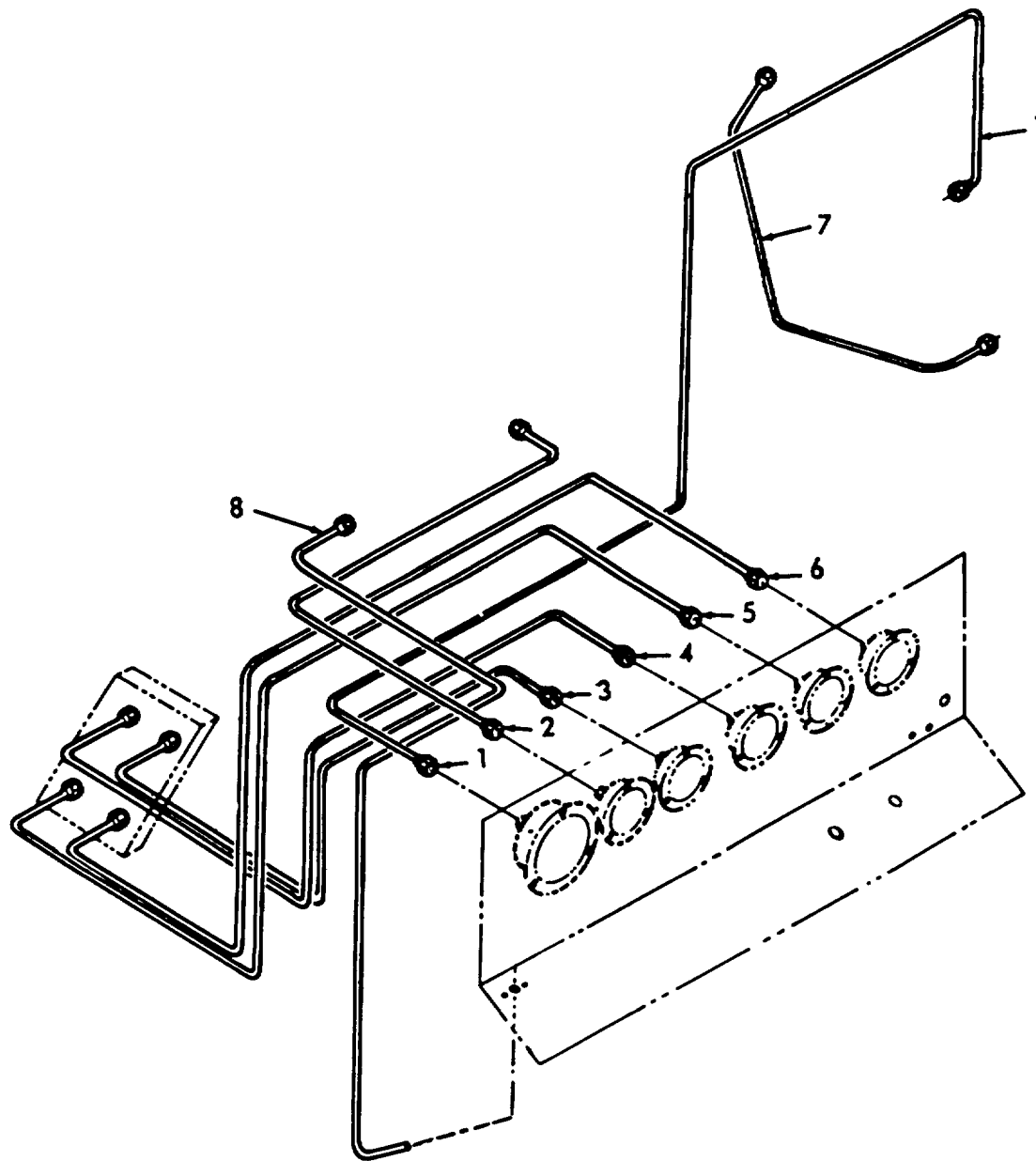
(1) ILLUSTRATION		(2)	(3)	(4)	(5)	(6)	(7)	(8)
(a) FIG NO.	(b) ITEM NO.	SMR CODE	NATIONAL STOCK NUMBER	FSCM	PART NUMBER	DESCRIPTION	U/M	QTY INC IN UNIT
						USABLE ON CODE		
						GROUP 09 GAUGES		
20	1	PAOZZ	4730-00-432-1712	30780	4FB128	ADAPTER, STRAIGHT, PI.....	EA	1
20	2	XDOZZ	5310-00-761-6882	96906	MS51967-2	NUT, PLAIN, HEXAGON	EA	4
20	3	PAOZZ	5310-00-209-0786	96906	MS35335-33	WASHER	EA	2
20	4	PAOZZ	5305-00-068-0501	96906	MS90725-5	SCREW, CAP HEXAGON HEAD	EA	2
20	5	PAOZZ	2940-00-071-2653	96906	MS53063-3	INDICATOR, SERVICE	EA	1
20	6	PAOZZ	5310-00-934-9747	96906	MS35649-262	NUT	EA	19
20	7	PAOZZ	5310-00-209-0788	96906	MS35335-30	WASHER	EA	19
20	8	PAOZZ	5305-00-889-3000	96906	MS35206-230	SCREW	EA	18
20	9	PAOZZ	6685-01-090-8146	57273	LFP-224-1143	GAUGE, PRESSURE, DIAL, 0-1500 LBS.....	EA	1
20	10	PAOZO	6685-01-090-8878	57273	LFP-220-1140	GAUGE, PRESSURE, DIAL, 0-300 LBS.....	EA	1
20	11	PAOZO	6685-01-090-8879	57273	LFP-220-1137	GAUGE, PRESSURE, DIAL, 0-100 LBS	EA	1
20	12	PAOZZ	6685-01-090-8147	57273	LFP-224-1188	GAUGE, PRESSURE, DIAL, 0-5000 LBS.....	EA	2
20	13	XDOZZ	6685-00-009-5175	61349	129882	GAUGE, PRESSURE, DIAL, 0-5000 LBS.....	EA	1
20	14	XDOZZ	4710-00-175-9353	78385	4428-0362	TUBE, SOV-SOV	EA	1
20	15	PAOZZ		78385	4428-0361	TUBE, SOV-TEE	EA	1
20	16	PAOZZ		78385	4428-0364	TUBE, TEE, QUICK DISCONNECT	EA	1
20	17	XDOZZ	4710-00-175-9352	78385	4428-0363	TUBE, SOV-FILTER.....	EA	1
20	18	PAOZZ	4730-00-118-5096	78385	4428-0171	ADAPTER, STRAIGHT, PI.....	EA	1
20	19	PAOZZ	5310-00-208-5769	88044	AN924-4	NUT, PLAIN, HEXAGON	EA	1
20	20	XDOZZ	4730-00-196-0350	93064	DHP440V	COUPLING, HALF, QUICK DISCONNECT.....	EA	1
20	21	PAOZZ		88044	AN815-4C	UNION	EA	4
2	22	XDOZZ	5330-00-959-1048	80205	NAS1595-4	PACKING, PREFORMED	EA	7
20	23	PAOZZ		88044	AN938C4	TEE	EA	1
20	24	PAOZZ	4730-00-510-7194	88044	AN919-6J	REDUCER, TUBE	EA	2
20	25	XDOZZ	5330-00-811-1445	80205	NAS1595-6	PACKING, PREFORMED	EA	1
20	26	PAOZZ	4820-00-191-7127	91816	249A4TT	VALVE, CHECK	EA	1
20	27	PAOZZ	4730-00-725-8322	96906	MS24395J4	TEE BULKHEAD	EA	1
20	28	PAOZZ	4730-00-277-6372	88044	AN6289-4	NUT	EA	2
20	29	PAOZZ	5310-00-186-4947	96906	MS28777-4	RING, BACK-UP	EA	2
20	30	PAOZZ	4730-00-722-7214	88044	AN833-4C	ELBOW, BULKHEAD	EA	1



TS 4310-346-34P/21

Figure 21. Filter, Hose and Discharge Fittings.

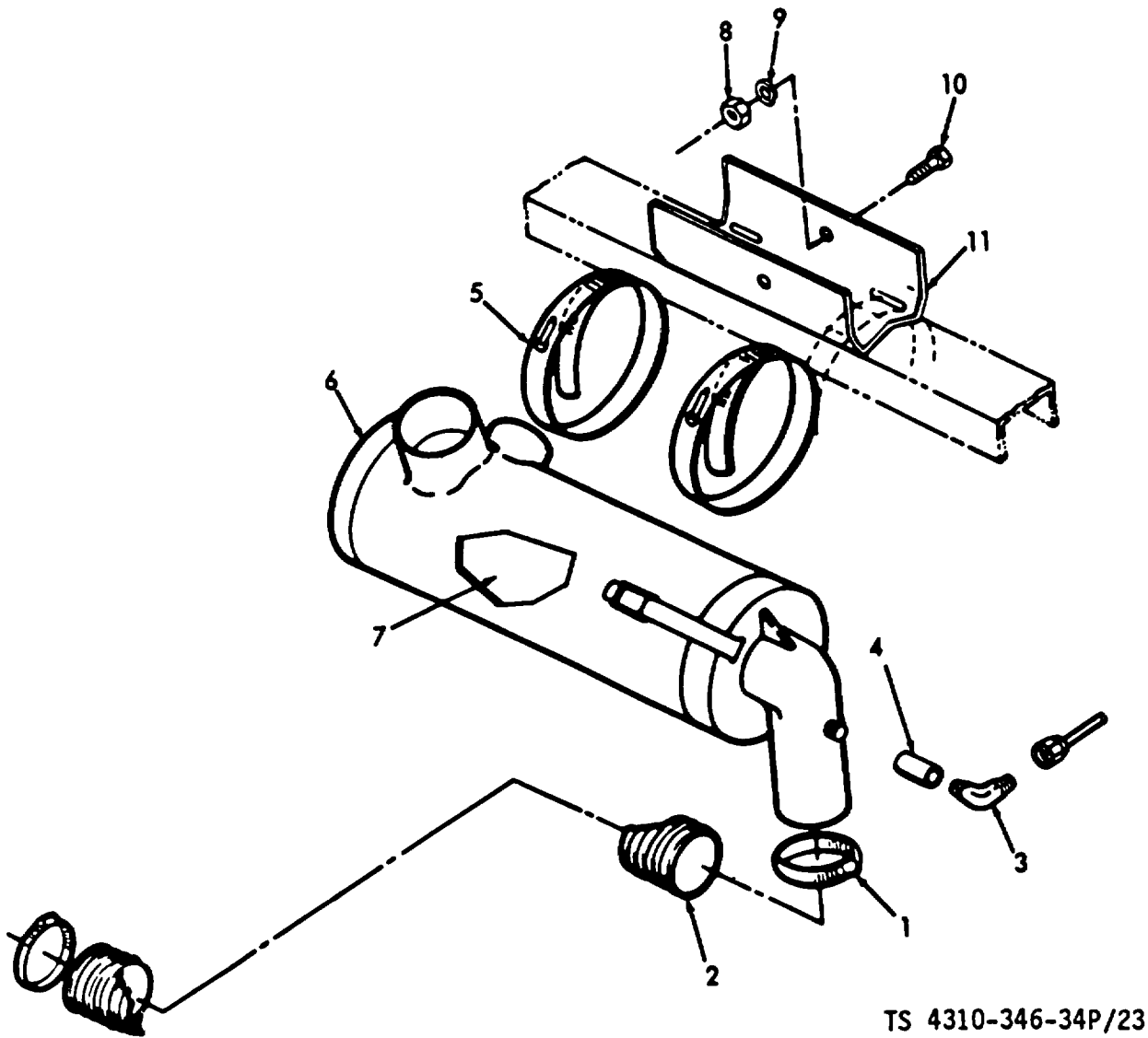
(1) ILLUSTRATION		(2)	(3)	(4)	(5)	(6)	(7)	(8)
(a) FIG NO.	(b) ITEM NO.	SMR CODE	NATIONAL STOCK NUMBER	FSCM	PART NUMBER	DESCRIPTION	U/M	QTY INC IN UNIT
						USABLE ON CODE		
21	1	XBOZZ		28968	PY271MOD1	VALVE, NEEDLE	EA	2
21	2	PAOZZ	5310-00-685-6967	96806	MS25082-11	NUT	EA	2
21	3	XBOZZ		88044	MS49101-9	WASHER, FLAT.....	EA	4
21	4	PAOZZ	5305-00-071-2237	96906	MS90725-14	SCREW, CAP, HEXAGON HEAD	EA	3
21	5	PAOZZ	4330-00-008-8820	90005	574600	FILTER, HIGH PRESSURE, AIR	EA	1
21	6	PAOZZ	4330-00-542-2060	88044	AN6235-2A	.FILTER ELEMENT, FLUID.....	EA	1



TS 4310-346-34P/22

Figure 22. Gauge Tubing.

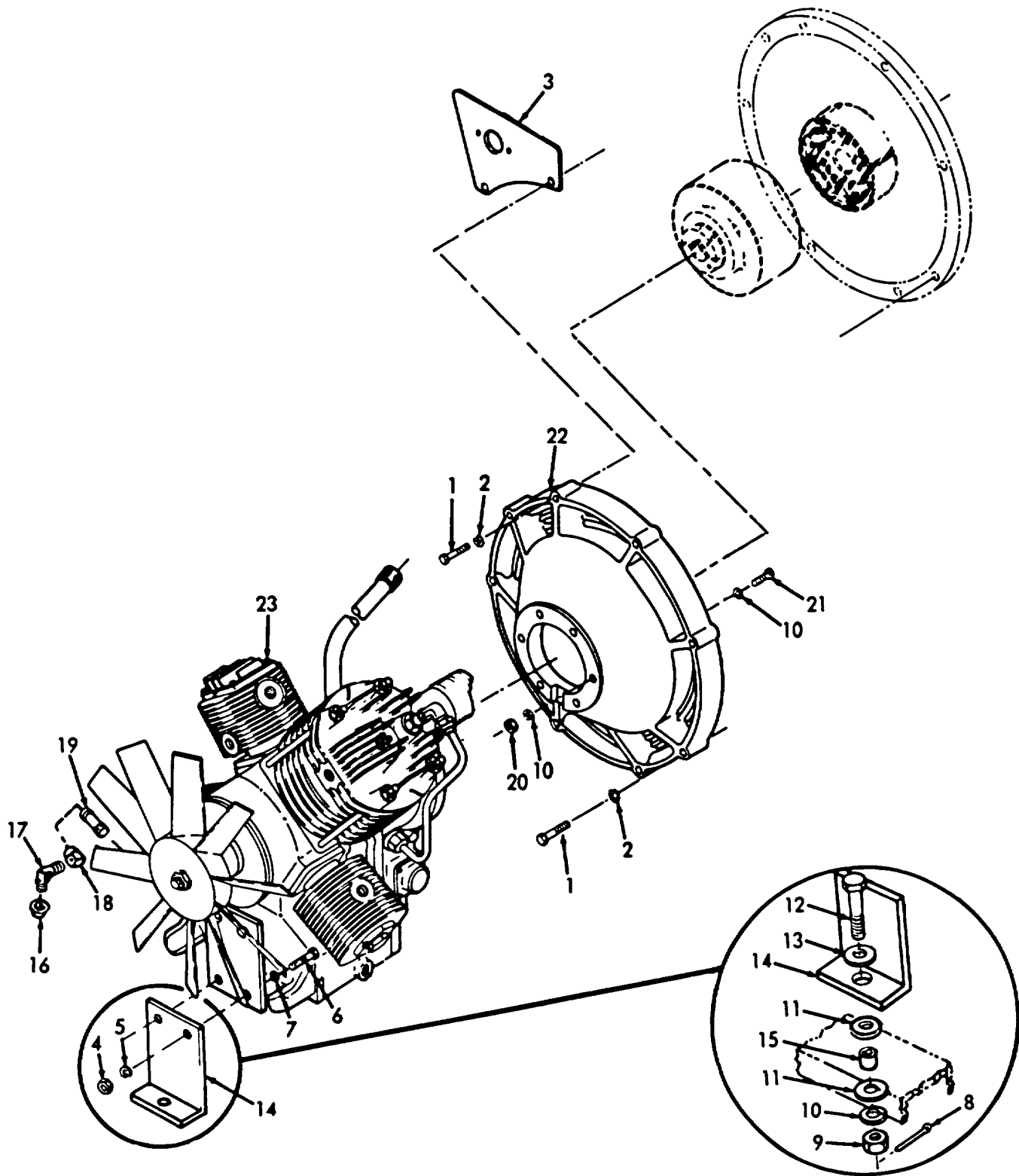
(1) ILLUSTRATION		(2)	(3)	(4)	(5)	(6)	(7)	(8)
(a) FIG NO.	(b) ITEM NO.	SMR CODE	NATIONAL STOCK NUMBER	FSCM	PART NUMBER	DESCRIPTION	U/M	QTY INC IN UNIT
						USABLE ON CODE		
22	1	XDOZZ	4710-00-175-9327	78385	4428-0397	TUBE ASSEMBLY, SERVICE LINE, GAUGE	EA	1
22	2	XDOZZ	4710-00-175-9328	78385	4428-0396	TUBE, ASSEMBLY, RESERVOIR TO GAUGE.....	EA	1
22	3	PAOZZ	4710-00-175-9329	78385	4428-0395	TUBE, ASSEMBLY, 4TH STAGE TO AFTERCOOLER GAUGE.....	EA	1
22	4	XDOZZ	4710-00-175-9330	78385	4428-0394	TUBE ASSEMBLY, 1ST STAGE TO GAUGE.....	EA	1
22	5	XDOZZ	4710-00-175-9348	78385	4428-0393	TUBE ASSEMBLY, 2ND STAGE TO GAUGE	EA	1
22	6	XDOZZ	4710-00-175-9351	78385	4428-0392	TUBE ASSEMBLY, 3RD STAGE TO GAUGE	EA	1
22	7	XDOZZ	4710-00-175-9326	78385	4428-0398	TUBE ASSEMBLY, METAL, DEHYDRATOR TO FILTER	EA	1
22	8	XDOZZ	4710-00-196-2311	78385	4428-0579	TUBE, AIR CLEANER TO SERVICE IND	EA	1



TS 4310-346-34P/23

Figure 23. Compressor Air Cleaner.

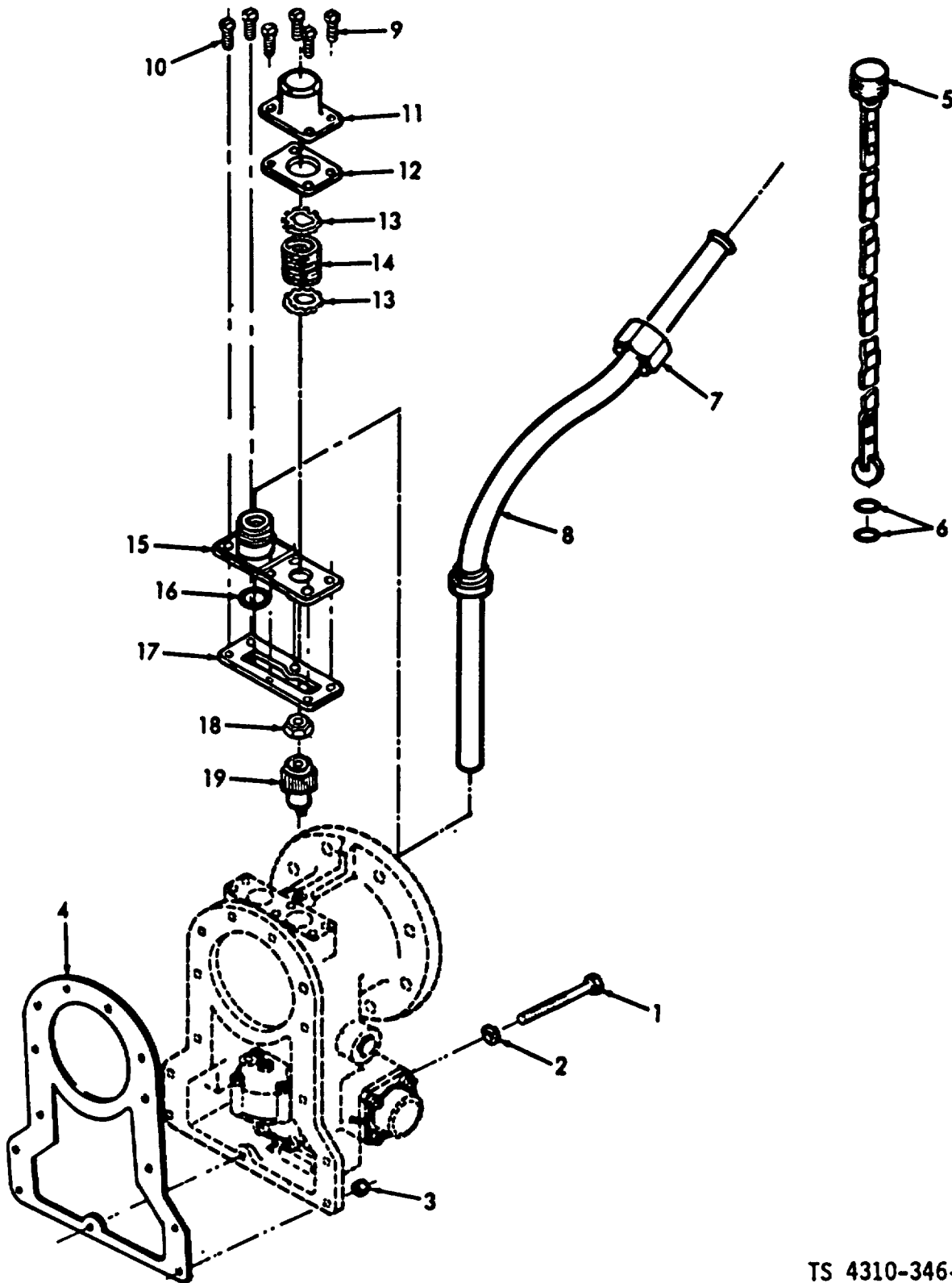
(1) ILLUSTRATION		(2)	(3)	(4)	(5)	(6)	(7)	(8)
(a) FIG NO.	(b) ITEM NO.	SMR CODE	NATIONAL STOCK NUMBER	FSCM	PART NUMBER	DESCRIPTION	U/M	QTY INC IN UNIT
						GROUP 10 PNEUMATIC EQUIPMENTUSABLE ON CODE		
23	1	XBOZZ		34924	QS200M40S	CLAMP, HOSE.....	EA	2
23	2	PAOZZ		34924	TYPECWC2INID	HOSE, FLEXIBLE, 200 DIA X 18 IN. LG	EA	1
23	3	PAOZZ	4730-00-287-1766	79470	69X4	ELBOW	EA	1
23	4	XBOZZ		78385	702783	COUPLING	EA	1
23	5	XBOZZ	4713-00-359-9487	08484	QS200M72S	CLAMP, HOSE.....	EA	2
23	6	XBOZZ		18265	EAG04-2500	AIR CLEANER ASSEMBLY	EA	1
23	7	PAOZZ	2940-00-884-4691	97403	13206E1253	FILTER ELEMENT, INTAKE.....	EA	1
23	8	PAOZZ	5310-00-997-1888	96906	MS35649-2252	NUT	EA	2
23	9	PAOZZ	5310-00-582-5965	96906	MS35338-44	WASHER, LOCK.....	EA	2
23	10	PAOZZ	5305-00-068-0501	96906	MS90725-5	SCREW	EA	2
23	11	XBOZZ		78385	407-0483	BRACKET, AIR CLEANER	EA	1



TS 4310-346-34P/24

Figure 24. Compressor Assembly, Adapter, Mounts and Oil Drain.

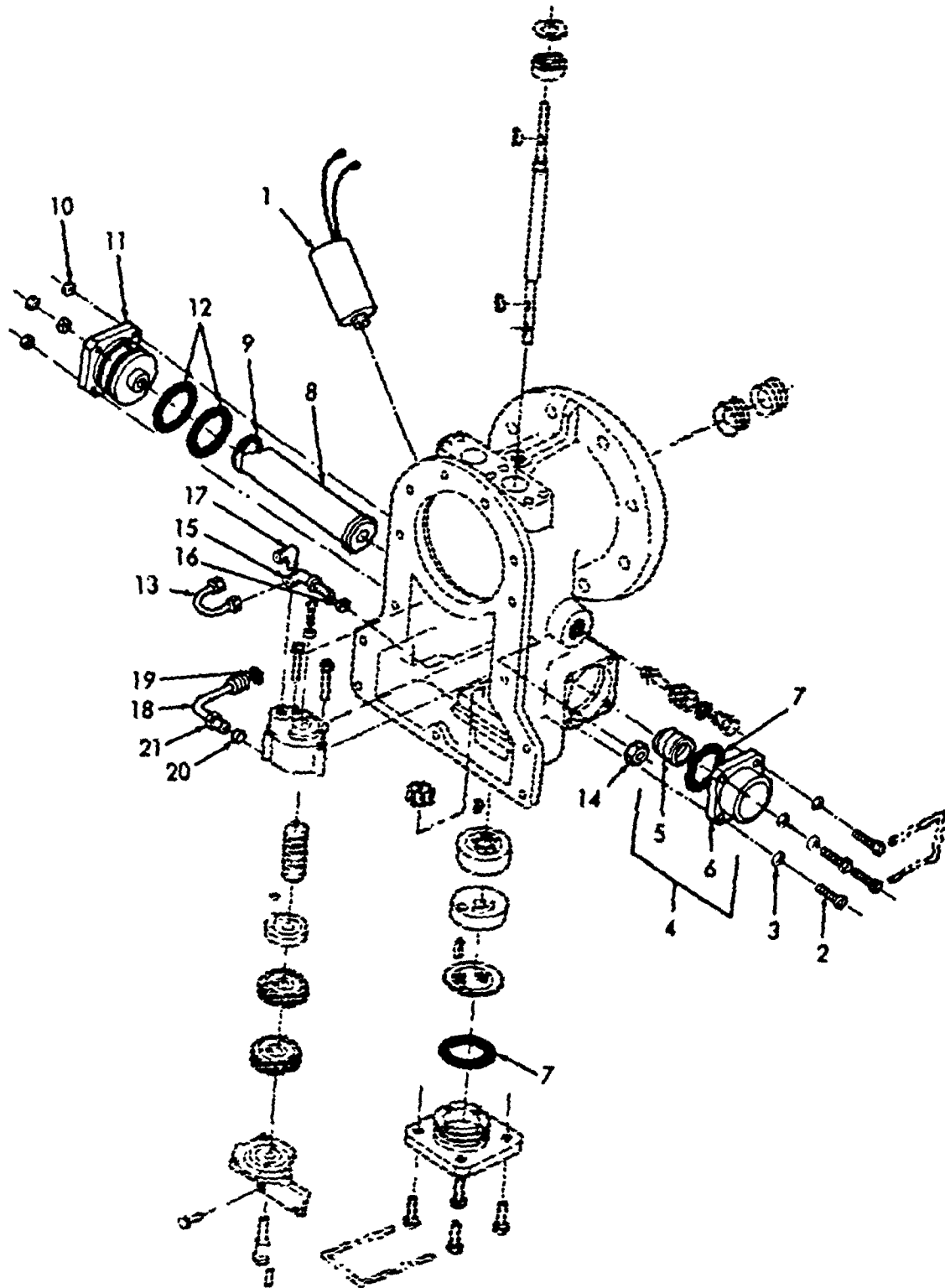
(1) ILLUSTRATION		(2)	(3)	(4)	(5)	(6)	(7)	(8)
(a) FIG NO.	(b) ITEM NO.	SMR CODE	NATIONAL STOCK NUMBER	FSCM	PART NUMBER	DESCRIPTION	U/M	QTY INC IN UNIT
						USABLE ON CODE		
24	1	XDOZZ	5306-00-226-4831	96906	MS90725-38	SCREW, ADAPTER AND PANEL MTG.....	EA	8
24	2	PAOZZ	5310-00-407-9566	96906	MS35338-45	WASHER, LOCK, ADAPTER AND PANEL MTG	EA	8
24	3	XBOZZ		78385	407-0457	PANEL, LIGHT MOUNTING.....	EA	1
24	4	PAFZZ	5310-00-997-1888	96906	MS35649-2252	NUT, PLAIN, HEXAGON, BRACKET TO COMPRESSOR.....	EA	2
24	5	PAFZZ	5310-00-582-5965	96906	MS35338-44	WASHER, LOCK.....	EA	2
24	6	PAFZZ	5305-00-225-3840	96906	MS90725-7	SCREW, CAP, HEXAGON HEAD, BRACKET TO COMPRESSOR	EA	2
24	7	PAFZZ	5310-00-141-1795	88044	AN960-416	WASHER, FLAT, BRACKET TO COMPRESSOR	EA	2
24	8	PAFZZ	5315-00-842-3044	96906	MS24665-283	PIN, COTTER	EA	1
24	9	PAFZZ	5310-00-810-1786	96906	MS21042-6	NUT	EA	7
24	10	PAFZZ	5310-00-167-0837	88044	AN960-616L	WASHER, FLAT.....	EA	13
24	11	XDFZZ	5310-00-001-9896	78385	430-0132	WASHER, SNUBBING.....	EA	2
24	12	PAFZZ	5306-00-151-1335	88044	AN6-16	BOLT, MACHINE, COMPRESSOR MOUNT.....	EA	1
24	13	PAFZZ	5310-00-080-6004	94431	32102	WASHER	EA	1
24	14	XBFZZ		78385	407-0460	BRACKET, COMPRESSOR STABILIZER	EA	1
24	15	XDFZZ	5340-00-461-1703	76005	J7153-4	MOUNT, RESILIENT.....	EA	1
24	16	PAOZZ	4730-00-812-7192	88044	AN929-4	CAP ASSEMBLY	EA	1
24	17	PAOZZ	4730-00-231-4009	96906	MS20822-4	ELBOW, FLARED TUBE	EA	1
24	18	XBOZZ		88044	AN91610	ELBOW, INTERNAL PIPE	EA	1
24	19	XBOZZ		78385	628-0037-1	NIPPLE, PIPE.....	EA	1
24	20	PAFZZ	5310-00-982-4908	96906	MS21045-6	NUT, SELF-LOCKING, HEXAGON.....	EA	6
24	21	PAFZZ	5305-00-269-2807	96906	MS90726-64	SCREW, CAP, HEXAGON HEAD	EA	6
24	22	XBFZZ		78385	407-0471	ADAPTER, ENGINE AND COMPRESSOR MOUNTING.....	EA	1
24	23	XBFHH	4310-00-008-4793	78385	4410-0271	COMPRESSOR, RECIPROCATING (BASIC).....	EA	1



TS 4310-346-34P/25

Figure 25. Compressor Vent Filter Element and Dipstick.

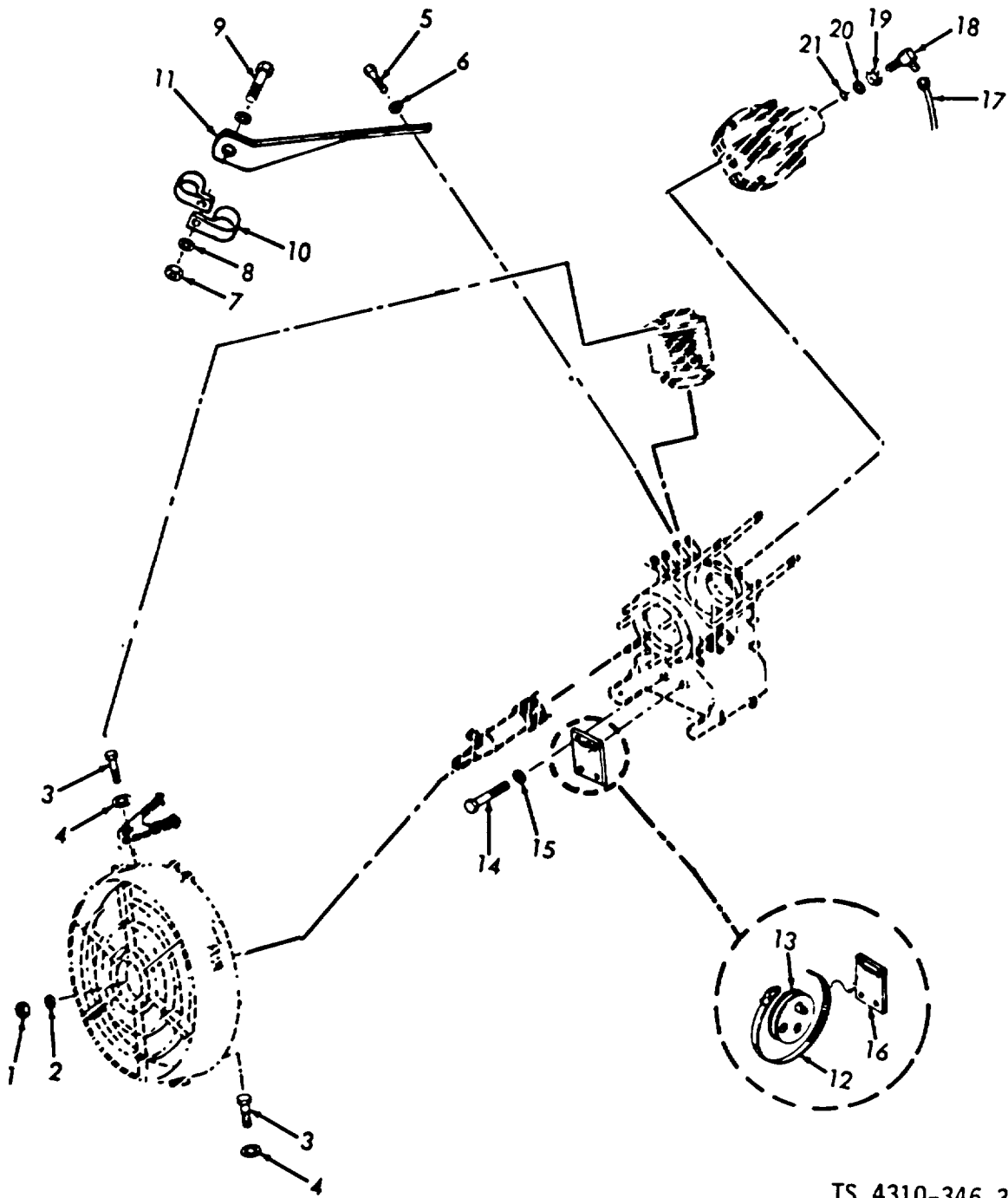
(1) ILLUSTRATION		(2)	(3)	(4)	(5)	(6)	(7)	(8)
(a) FIG NO.	(b) ITEM NO.	SMR CODE	NATIONAL STOCK NUMBER	FSCM	PART NUMBER	DESCRIPTION	U/M	QTY INC IN UNIT
						USABLE ON CODE		
25	1	PAFZZ	5306-00-182-2020	88044	AN4H26A	.BOLT.....	EA	1
25	2	PAFZZ	5310-00-550-1130	96906	MS35333-40	.WASHER, LOCK.....	EA	1
25	3	PAFZZ	5310-00-141-3010	80205	NAS509-4	.NUT, PLAIN, HEXAGON.....	EA	12
25	4	XBHZZ		78385	437-0033	.GASKET, OIL PUMP HOUSING.....	EA	1
25	5	XDOZZ	6680-00-731-0032	78385	4468-0002	.DIPSTICK ASSEMBLY, OIL.....	EA	1
25	6	PAOZZ	5330-00-811-4905	80205	NAS1593-013	.PACKING, PREFORMED.....	EA	2
25	7	XBOZZ	-	78385	448-0250	.NUT.....	EA	1
25	8	XBOZZ		78385	4410-0276	.HOUSING ASSEMBLY, DIPSTICK.....	EA	1
25	9	PAOZZ	5305-00-614-0247	96906	MS35266-64	.SCREW.....	EA	4
25	10	PAOZZ	5305-00-543-4662	96906	MS35265-61	.SCREW.....	EA	2
25	11	XBOZZ		78385	410-0132	.HOUSING, FILTER, VENT.....	EA	1
25	12	XBOZZ	5330-00-876-3971	78385	437-0126	.GASKET.....	EA	1
25	13	XBOZZ		78385	455-0008	.PLATE, PERFORATED.....	EA	2
25	14	XDOZZ	6115-00-860-7115	78385	455-0007	.ELEMENT, FILTER.....	EA	1
25	15	XBOZZ		78385	408-0058	.COVER, DRIVE END HOUSING.....	EA	1
25	16	XBOZZ	5330-00-593-8970	80205	NAS1593-114	.PACKING, PREFORMED.....	EA	1
25	17	XBOZZ		78385	437-0030	.GASKET.....	EA	1
25	18	PAFZZ	5310-00-807-1468	96906	MS21042-4	.NUT.....	EA	1
25	19	PAHZZ	3020-00-172-5651	78385	423-0049	.GEAR, OIL PUMP SHAFT.....	EA	1



TS 4310-346-34P/26

Figure 26. Compressor Oil Filter and Switch.

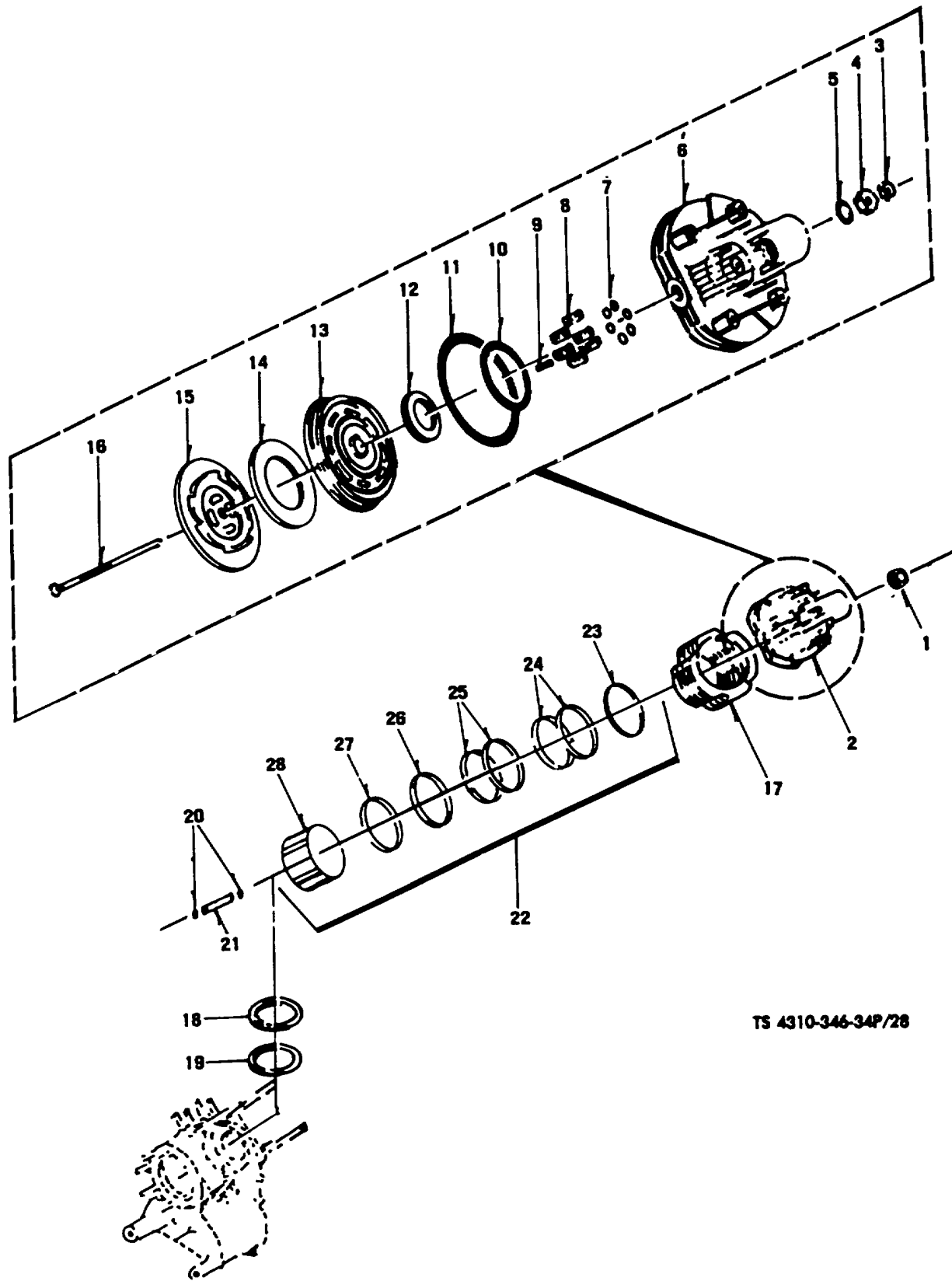
(1) ILLUSTRATION		(2)	(3)	(4)	(5)	(6)	(7)	(8)
(a) FIG NO.	(b) ITEM NO.	SMR CODE	NATIONAL STOCK NUMBER	FSCM	PART NUMBER	DESCRIPTION	U/M	QTY INC IN UNIT
						USABLE ON CODE		
26	1	PAOZZ	5930-00-172-1395	78385	4445-0234	.SWITCH ASSEMBLY, PRESSURE.....	EA	1
26	2	XBFZZ		88044	AN500A10-7	.SCREW.....	EA	4
26	3	PAFZZ	5310-00-576-5752	96906	MS35333-39	.WASHER, LOCK.....	EA	4
26	4	XBFZZ		78385	4408-0098	.CAP AND SPRING ASSEMBLY.....	EA	1
26	5	XDFZZ	6115-00-860-7114	78385	425-0031	.SPRING.....	EA	1
26	6	XAFZZ		78385	408-0008	.CAP.....	EA	1
26	7	PAFZZ	5330-00-132-6943	80205	NAS1593-125	.PACKING, PREFORMED.....	EA	2
26	8	PAOZZ	2520-00-197-0205	78385	4440-0010	.ELEMENT ASSEMBLY, OIL FILTER.....	EA	1
26	9	PAOZZ	5330-00-166-1063	81349	M83248-1-114	.PACKING, PREFORMED.....	EA	1
26	10	PAOZZ		78385	171079	.NUT.....	EA	4
26	11	XBOZZ		78385	410-0059	.HOUSING, BYPASS VALVE.....	EA	1
26	12	XDOZZ	5330-00-901-8258	80205	NAS1593-028	.PACKING, PREFORMED.....	EA	2
26	13	PAFZZ	4710-00-730-7211	78385	4428-0007	.TUBE ASSEMBLY.....	EA	1
26	14	PAFZZ	5310-00-124-9110	88044	AN924-3D	.NUT.....	EA	1
26	15	XBFZZ	4730-00-279-0116	88044	AN833-3D	.ELBOW, BULKHEAD.....	EA	1
26	16	XDFZZ	5310-00-494-8182	78385	437-0076	.WASHER, FIBER.....	EA	1
26	17	PAFZZ	4730-00-278-3680	96906	MS20822-3D	.ELBOW, PIPE TO TUBE.....	EA	1
26	18	PAFZZ		78385	4428-0009	.TUBE ASSEMBLY.....	EA	1
26	19	XBFZZ	5330-00-753-2002	80205	NAS1593-008	.PACKING, PREFORMED.....	EA	1
26	20	PAFZZ	4730-00-701-7737	79470	60X3	.SLEEVE, COMPRESSION.....	EA	1
26	21	XBFZZ		78385	103A2474	.FITTING, COMPRESSION.....	EA	1



TS 4310-346-34P/27

Figure 27. Tube Clamps and Mounting Hardware.

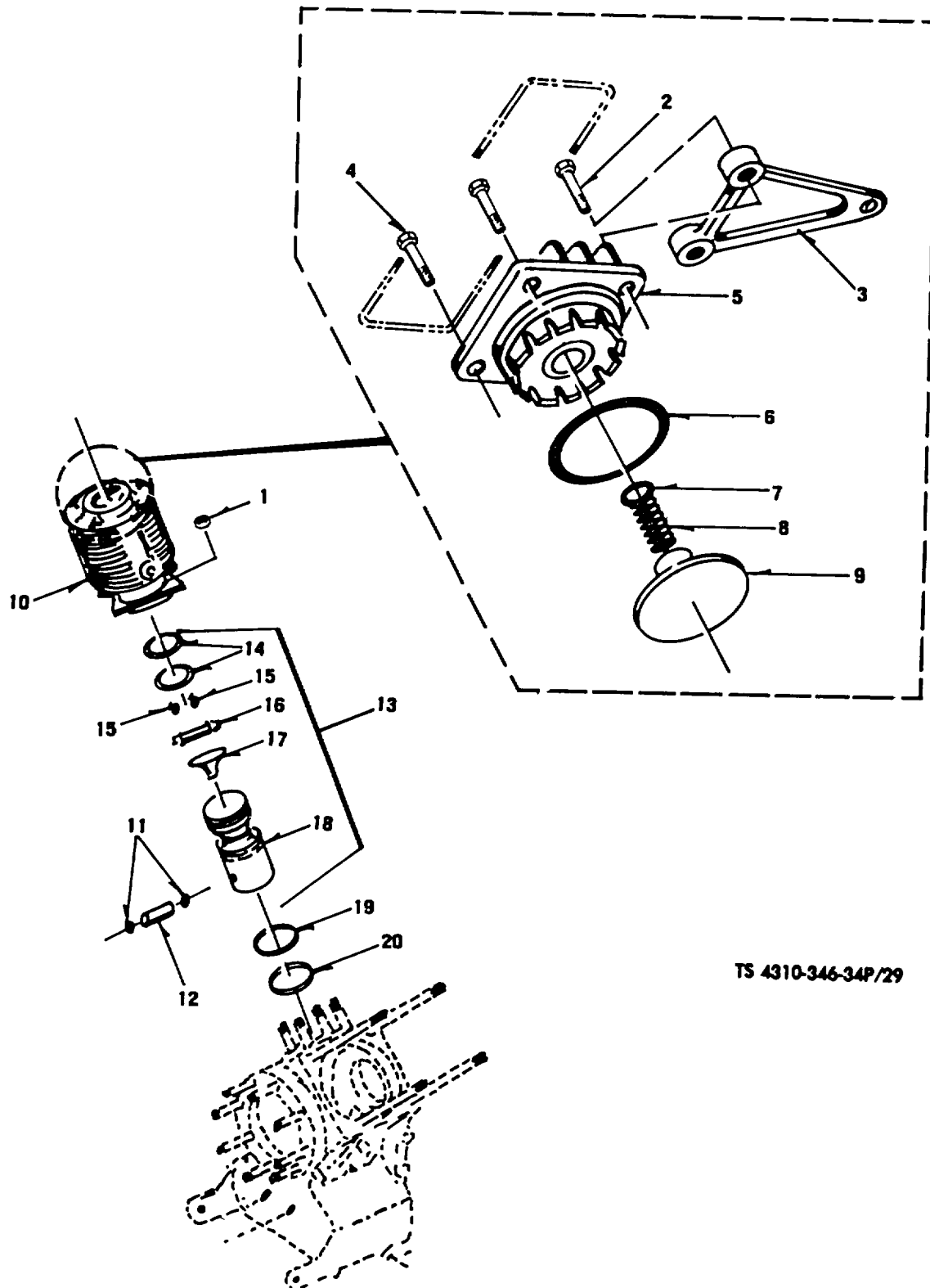
(1) ILLUSTRATION		(2)	(3)	(4)	(5)	(6)	(7)	(8)
(a) FIG NO.	(b) ITEM NO.	SMR CODE	NATIONAL STOCK NUMBER	FSCM	PART NUMBER	DESCRIPTION	U/M	QTY INC IN UNIT
						USABLE ON CODE		
27	1	PAFZZ	5310-00-925-9642	96906	MS21083N10	.NUT, FAN MTG.....	EA	1
27	2	XBFZZ		78385	448-0341	.WASHER, FAN MTG.....	EA	1
27	3	PAFZZ	5305-00-150-9268	88044	AN503-416-10	.SCREW, MACHINE.....	EA	3
27	4	PAFZZ	5310-00-550-1130	96906	MS35333-40	.WASHER LOCK FAN.....	EA	3
27	5	PAFZZ	5305-00-808-9977	96906	MS35265-83	.SCREW, MACHINE, BRACKET MTG.....	EA	1
27	6	PAFZZ	5310-00-141-1795	88044	AN960-416	.WASHER, FLAT.....	EA	1
27	7	PAFZZ	5310-00-061-7326	96906	MS21045-3	.NUT.....	EA	2
27	8	PAFZZ	5310-00-167-0818	88044	AN960-10	.WASHER, FLAT.....	EA	3
27	9	PAFZZ	5306-00-207-0895	04939	NAS608-3H12P	.SCREW, CAP, SOCKET HEAD.....	EA	2
27	10	XDFZZ	5340-00-104-7582	96906	MS21919C16	.CLAMP, LOOP.....	EA	4
27	11	XBFZZ		78385	407-0172	.BRACKET, HOSE CLAMP.....	EA	1
27	12	XBFZZ		78385	4448-0014	.CLAMP, ASSEMBLY, HOSE.....	EA	1
27	13	PAFZZ		78385	430-0075	.CUSHON, CLAMP.....	EA	1
27	14	PAFZZ	5305-00-150-9269	88044	AN503-416-8	.SCREW, MACHINE, PLATE MG.....	EA	2
27	15	PAFZZ	5310-00-582-5965	96906	MS35338-44	.WASHER, LOCK.....	EA	2
27	16	XBFZZ		78385	407-0473	.PLATE, CLAMP MOUNTING.....	EA	1
27	17	XDOZZ	4710-00-175-9544	78385	4428-0356	.TUBE ASSEMBLY, 1ST STAGE, OIL.....	EA	1
27	18	PAOZZ	4730-00-828-4207	96906	MS24394D3	.ELBOW, TUBE,.....	EA	1
27	19	PAOZZ	4730-00-277-6375	88044	AN6289D3	.NUT.....	EA	1
27	20	PAOZZ	5310-00-186-4946	96906	MS28777-3	.RING, BACK-UP.....	EA	1
27	21	XDOZZ	5330-00-915-2266	80205	NAS1595-3	.PACKING, PREFORMED.....	EA	1



TS 4310-346-34P/28

Figure 28. First Stage Cylinder and Piston

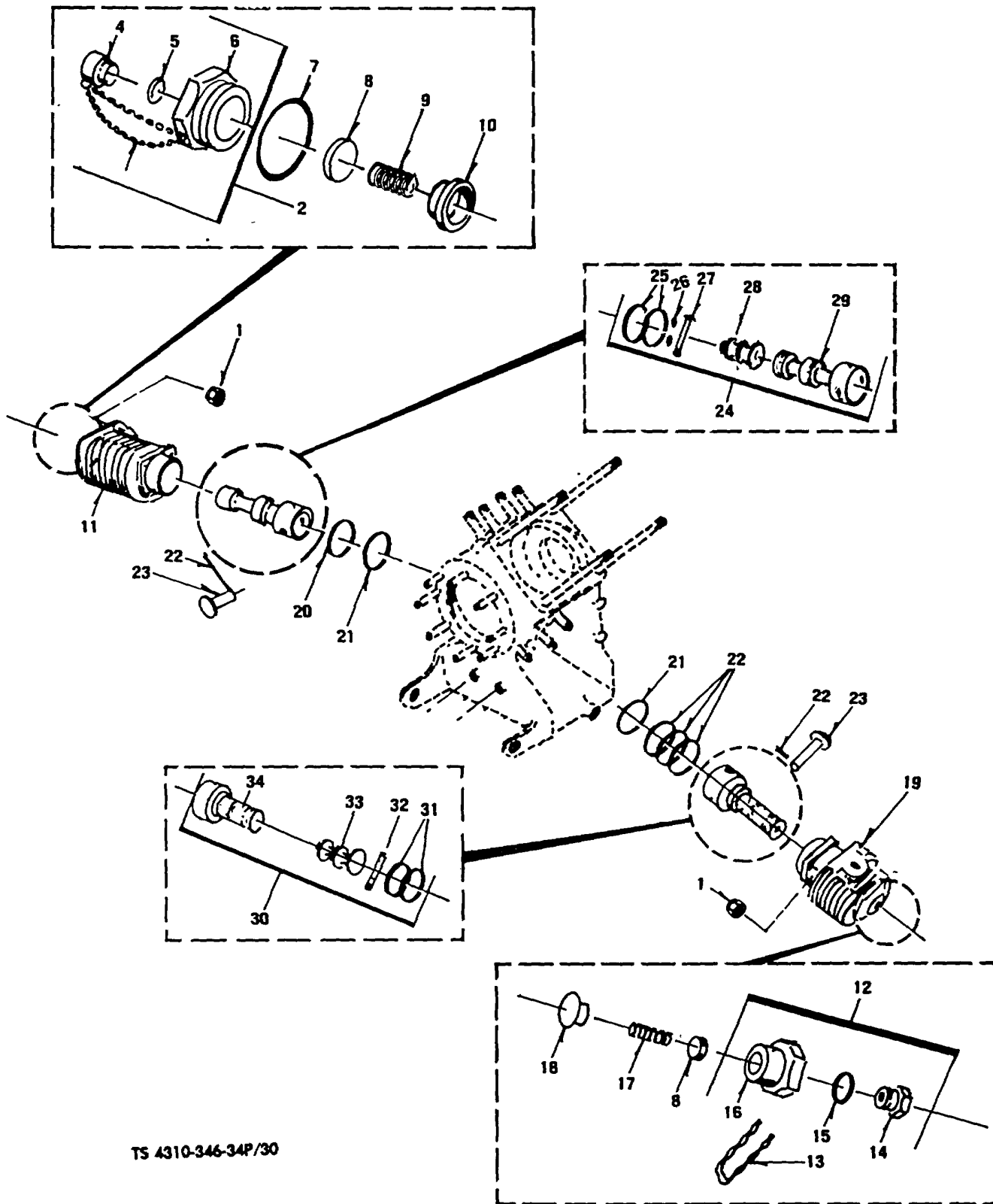
(1) ILLUSTRATION		(2)	(3)	(4)	(5)	(6)	(7)	(8)
(a) FIG NO.	(b) ITEM NO.	SMR CODE	NATIONAL STOCK NUMBER	FSCM	PART NUMBER	DESCRIPTION	U/M	QTY INC IN UNIT
						USABLE ON CODE		
28	1	PAFZZ	5310-00-208-3755	80205	NAS509-5	..NUT, PLAIN, HEXAGON.....	EA	4
28	2	XDFZZ	4310-00-197-3924	78385	4465-0047	..VALVE ASSEMBLY, 1ST STAGE.....	EA	1
28	3	PAFZZ	5310-00-807-1467	96906	MS21042-3	..NUT, SELF-LOCKING.....	EA	1
28	4	XBFZZ		78385	430-0082	..RETAINER, PACKING.....	EA	1
28	5	XBFZZ	5330-00-753-2002	80205	NAS1593-008	..PACKING, PREFORMED	EA	1
28	6	XAFZZ		78385	408-0249	..HEAD, CYLINDER	EA	1
28	7	PAFZZ		78385	430-0134	..WASHER	EA	6
28	8	PAFZZ	5360-01-092-2399	78385	425-0154	..SPRING.....	EA	6
28	9	XBFZZ		96906	MS9048-003	..PIN, ROLL.....	EA	1
28	10	PAFZZ	5330-00-400-0008	80205	NAS1593-138	..PACKING, PREFORMED	EA	1
28	11	XDFZZ	5330-00-935-9259	80205	NAS1593-156	..PACKING, PREFORMED	EA	1
28	12	XBFZZ		78385	465-0021	..VALVE, EXHAUST.....	EA	1
28	13	XAFZZ		78385	410-0360	..PLATE, VALVE.....	EA	1
28	14	XBFZZ		78385	465-0020	..VALVE, INTAKE.....	EA	1
28	15	XBFZZ		78385	4465-0046	..PLATE AND SPRING ASSEMBLY, RETURN	EA	1
28	16	XBFZZ		78385	448-0476	..SCREW, VALVE ASSEMBLY, RETAINING.....	EA	1
28	17	XDHZZ	4310-00-197-3993	78385	421-0075	..CYLINDER., RECIPROCATING, 1ST STAGE.....	EA	1
28	18	XDHZZ	5330-00-435-7088	78385	437-0344	..GASKET, 1ST STAGE.....	EA	1
28	19	XDHZZ	5330-00-435-7108	78385	437-0343	..GASKET, 1ST STAGE.....	EA	3
28	20	PAHZZ	5365-00-807-5330	96906	MS16625-4050	..RING, RETAINING.....	EA	2
28	21	PAHZZ	6115-00-730-9997	78385	448-0069	..PIN, WRIST, 1ST STAGE	EA	1
28	22	XDHZZ	4310-00-197-4011	78385	4419-0057	..PISTON ASSEMBLY, 1ST STAGE.....	EA	1
28	23	XAHZZ		78385	419-0166	..RING, PISTON.....	EA	1
28	24	XAHZZ		78385	419-0168	..RING, PISTON.....	EA	2
28	25	XAHZZ		78385	419-0165	..RING, BACK-UP.....	EA	2
28	26	XAHZZ		78385	419-0164	..RING, BACK-UP.....	EA	1
28	27	XAHZZ		78385	419-0167	..RING, PISTON.....	EA	1
28	28	XAHZZ		78385	419-0169	..PISTON, 1ST STAGE.....	EA	1



TS 4310-346-34P/29

Figure 29. Second Stage Cylinder and Piston

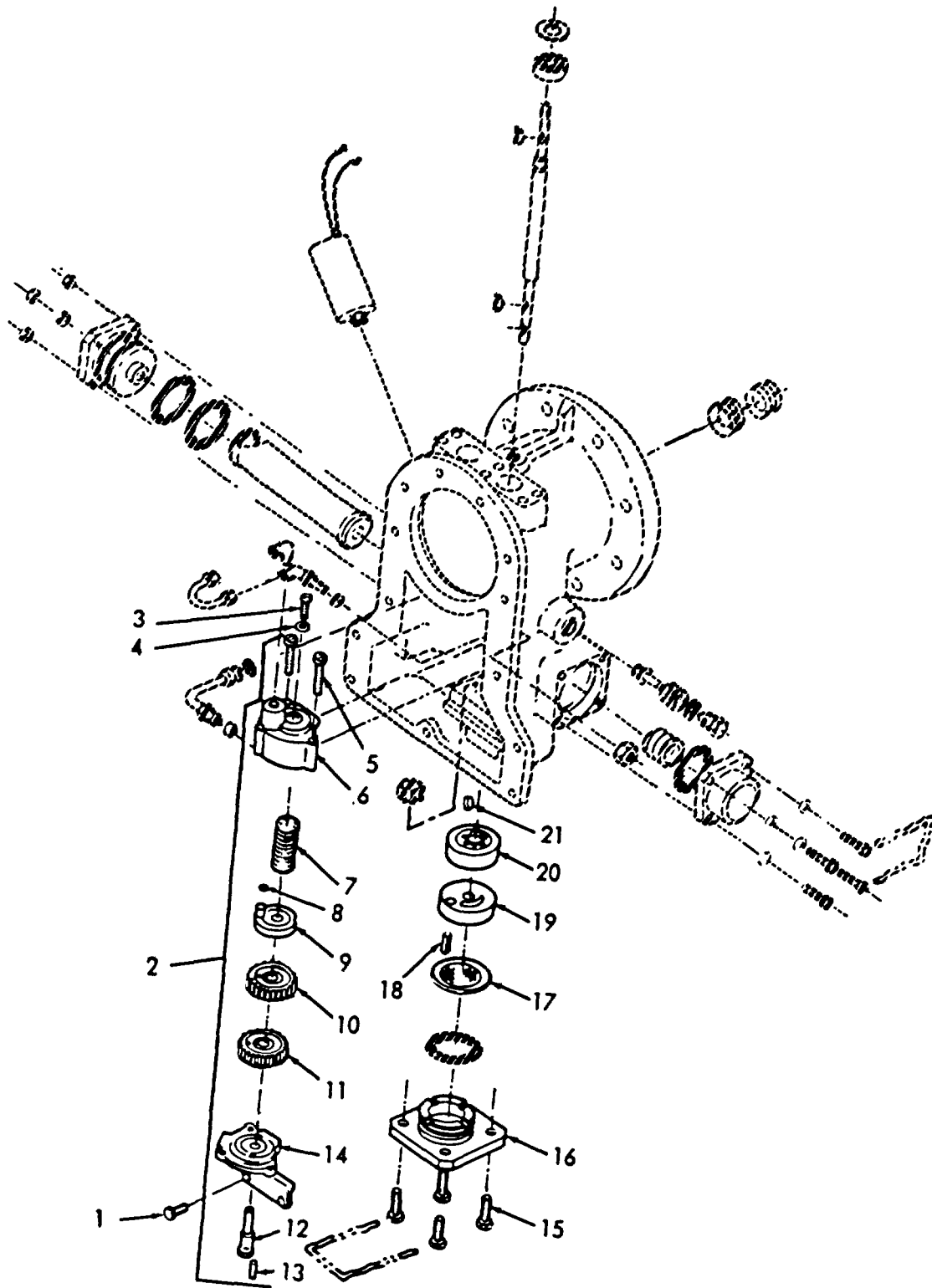
(1) ILLUSTRATION		(2)	(3)	(4)	(5)	(6)	(7)	(8)
(a) FIG NO.	(b) ITEM NO.	SMR CODE	NATIONAL STOCK NUMBER	FSCM	PART NUMBER	DESCRIPTION	U/M	QTY INC IN UNIT
						USABLE ON CODE		
29	1	XAHZZ		80205	NAS509-4	.NUT, PLAIN, HEXAGON.....	EA	4
29	2	PAFZZ	5305-00-808-9977	96906	MS35265-83	.SCREW, MACHINE.....	EA	2
29	3	XBFZZ		78385	407-0002	.BRACKET, FAN GUARD.....	EA	1
29	4	PAFZZ	5305-00-808-9977	96906	MS35265-83	.SCREW, MACHINE.....	EA	2
29	5	XDFZZ	4310-00-197-2815	78385	408-0145	.CAP, CYLINDER, 2ND STAGE.....	EA	1
29	6	PAFZZ	5330-00-161-1602	80205	NAS1593-135	.PACKING, PREFORMED.....	EA	1
29	7	PAFZZ	5365-00-999-0478	78385	448-0483	.WASHER, SPRING.....	EA	1
29	8	XDFZZ	5360-00-235-1823	78385	425-0118	.SPRING, EXHAUST.....	EA	1
29	9	XDFZZ	4310-00-191-3044	78385	465-0119	.VALVE, EXHAUST.....	EA	1
29	10	XBHZZ		78385	421-0039	.CYLINDER, 2ND STAGE.....	EA	1
29	11	PAHZZ	5365-00-807-5330	96906	MS16625-4050	.RING, RETAINING.....	EA	2
29	12	PAHZZ	6115-00-731-0005	78385	448-0070	.PIN, WRIST, 2ND STAGE.....	EA	1
29	13	XDHZZ	4310-00-197-3923	78385	4419-0060	.PISTON, COMPRESSOR, 2ND STAGE.....	EA	1
29	14	XAHZZ		78385	419-0029	..RING, PISTON, 2ND STAGE.....	EA	2
29	15	XAHZZ		79136	5560-22	..RING, RETAINING.....	EA	2
29	16	XAHZZ		78385	448-0567	..PIN, POPPET.....	EA	1
29	17	XAHZZ		78385	465-0153	..POPPET, 2ND STAGE.....	EA	1
29	18	XAHZZ		78385	419-0175	..PISTON, 2ND STAGE.....	EA	1
29	19	XBHZZ		78385	431-0031	.GASKET, 2ND STAGE.....	EA	1
29	20	XBHZZ		78385	430-0038	.SHIM, 2ND STAGE.....	EA	1



TS 4310-346-34P/30

Figure 30. Third and Fourth Stage Cylinders and Pistons

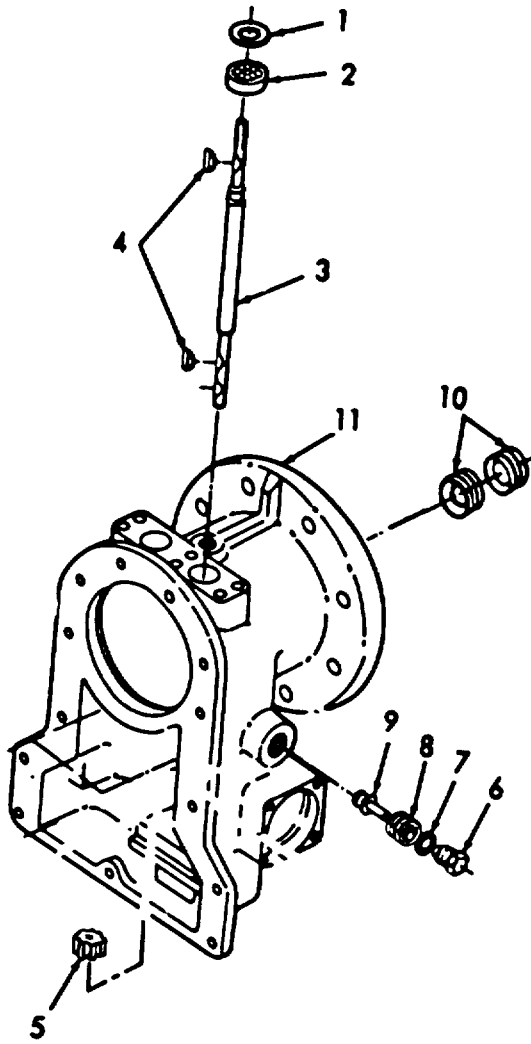
(1) ILLUSTRATION		(2)	(3)	(4)	(5)	(6)	(7)	(8)
(a) FIG NO.	(b) ITEM NO.	SMR CODE	NATIONAL STOCK NUMBER	FSCM	PART NUMBER	DESCRIPTION	U/M	QTY INC IN UNIT
						USABLE ON CODE		
30	1	PAHZZ	5310-00-550-9449	56878	50FK420	.NUT, FLEXLOC	EA	8
30	2	PAFZZ	4310-00-197-2354	78385	4408-0094	.CAP AND RUPTURE DISC ASSEMBLY, 3RD STAGE	EA	1
30	3	XAFZZ		96906	MS0995C32	..WIRE, LOCK	EA	1
30	4	XAFZZ		78385	408-0255	..RETAINER, RUPTURE DISC	EA	1
30	5	XAFZZ		78385	448-0560	..DISC, RUPTURE	EA	1
30	6	XAFZZ		78385	408-0248	..CAP, CYLINDER, 2ND STAGE	EA	1
30	7	PAFZZ	5330-00-942-8441	80205	NAS1595-16	.PACKING, PREFORMED	EA	1
30	8	PAFZZ	5365-00-999-0478	78385	448-0483	.WASHER, SPRING	EA	2
30	9	XBZZ		78385	425-0117	.SPRING, EXHAUST, 3RD STAGE	EA	1
30	10	XBZZ		78385	465-0118	.VALVE, EXHAUST	EA	1
30	11	XBZZ		78385	421-0040	.CYLINDER, 3RD STAGE	EA	1
30	12	XDFZZ	4310-00-197-0256	78385	4408-0095	.HEAD, SAFETY, PRESSURE DISC ASSEMBLY, 4TH STAGE	EA	1
30	13	XAFZZ		96906	MS20995032	..WIRE, LOCK.	IN	1
30	14	XAFZZ		78385	408-0236	..RETAINER, RUPTURE DISC	EA	1
30	15	XAFZZ		78385	2741031	..DISC, RUPTURE	EA	1
30	16	XAFZZ		78385	408-0250	..CAP, CYLINDER, 4TH STAGE	EA	1
30	17	XDFZZ	5360-00-235-1903	78385	425-0116	.SPRING, EXHAUST VALVE, 4TH STAGE	EA	1
30	18	XDFZZ	5340-00-197-0393	78385	465-0116	.VALVE, EXHAUST, 4TH STAGE	EA	1
30	19	XBZZ		78385	4421-0011	.CYLINDER AND SLEEVE	EA	1
30	20	XDZZ	5330-00-887-4629	78385	437-0032	.GASKET, 3RD AND 4TH STAGE	EA	4
30	21	PAHZZ	2835-00-015-0239	78385	430-0039	.SHIM, 3RD AND 4TH STAGE	EA	2
30	22	PAHZZ	5315-00-234-1856	96906	MS24665-155	.PIN, COTTER	EA	2
30	23	PAHZZ		78385	448-0072	.PIN, WRIST, 3RD AND 4TH STAGE	EA	2
30	24	XBZZ		78385	4419-0022	.PISTON ASSEMBLY, 3RD STAGE	EA	1
30	25	XAHZZ		78385	419-0030	..RING, PISTON, 3RD STAGE	EA	2
30	26	XAHZZ		79136	5560-15	..RING, RETAINING	EA	2
30	27	XAHZZ		78385	448-0571	..PIN, POPPET	EA	1
30	28	XAHZZ		78385	465-0039	..POPPET, 3RD STAGE	EA	1
30	29	XAHZZ		78385	419-0092	..PISTON, 3RD STAGE	EA	1
30	30	XDZZ	4310-00-197-2290	78385	419-0171	..PISTON ASSEMBLY, 4TH STAGE	EA	1
30	31	XAHZZ		78385	437-0346	..SEAL, COMPRESSOR	EA	2
30	32	XAHZZ		78385	448-0072	..PIN, POPPET, 4TH STAGE	EA	1
30	33	XAHZZ		78385	465-0024	..POPPET, 4TH STAGE	EA	1
30	34	XAHZZ		78385	419-0171	..PISTON	EA	1



TS 4310-346-34P/31

Figure 31. Oil Pump Metering Assembly Components.

(1) ILLUSTRATION		(2)	(3)	(4)	(5)	(6)	(7)	(8)
(a) FIG NO.	(b) ITEM NO.	SMR CODE	NATIONAL STOCK NUMBER	FSCM	PART NUMBER	DESCRIPTION	U/M	QTY INC IN UNIT
						USABLE ON CODE		
31	1	PAHZZ	5305-00-543-4662	96906	MS35265-61	..SCREW	EA	2
31	2	XBHZZ		78385	4423-0003	..METERING ASSEMBLY, OIL PUMP	EA	1
31	3	XBHZZ	5305-00-514-7506	88044	AN500A6-4	..SCREW	EA	1
31	4	XBHZZ		77250	6S	..WASHER	EA	1
31	5	PAHZZ	5305-00-180-0037	88044	AN500A10-18	..SCREW	EA	3
31	6	XAHZZ		78385	410-0092	..HOUSING, UPPER	EA	1
31	7	XDHZZ	5360-00-015-0234	78385	425-0034	..SPRING.....	EA	1
31	8	XDHZZ	5330-00-887-5741	78385	437-0113	..PACKING, PREFORMED	EA	1
31	9	XBHZZ		78385	4414-0022	..PLATE AND BUSHING ASSEMBLY	EA	1
31	10	XBHZZ		78385	423-0017	..GEAR, UPPER, DRIVEN	EA	1
31	11	PAHZZ	3020-00-015-0240	78385	423-0016	..GEAR, SPUR	EA	1
31	12	XBHZZ		78385	412-0029	..SHAFT, GEAR	EA	1
31	13	XBHZZ	5315-00-664-8076	96906	MS171492	..PIN, SPRING.....	EA	1
31	14	XAHZZ		78385	410-0093	..HOUSING, LOWER	EA	1
31	15	PAFZZ	5306-00-754-1787	96906	MS20074-03-03	..BOLT.....	EA	4
31	16	XBFZZ		78385	408-0256	..CAP, OIL PUMP.....	EA	1
31	17	PAFZZ	6115-00-730-7154	78385	455-0001	..SCREEN, INTAKE.....	EA	1
31	18	PAFZZ	5315-00-616-3839	96906	MS171531	..PIN, SPRING.....	EA	1
31	19	XBHZZ		78385	448-0568	..RETAINER, OIL PUMP	EA	1
31	20	XDHZZ	4310-00-175-9559	86329	6020	..PARTS KIT, ROTARY PUMP	EA	1
31	21	XBHZZ		81343	SAE207	..KEY, WOODRUFF	EA	1



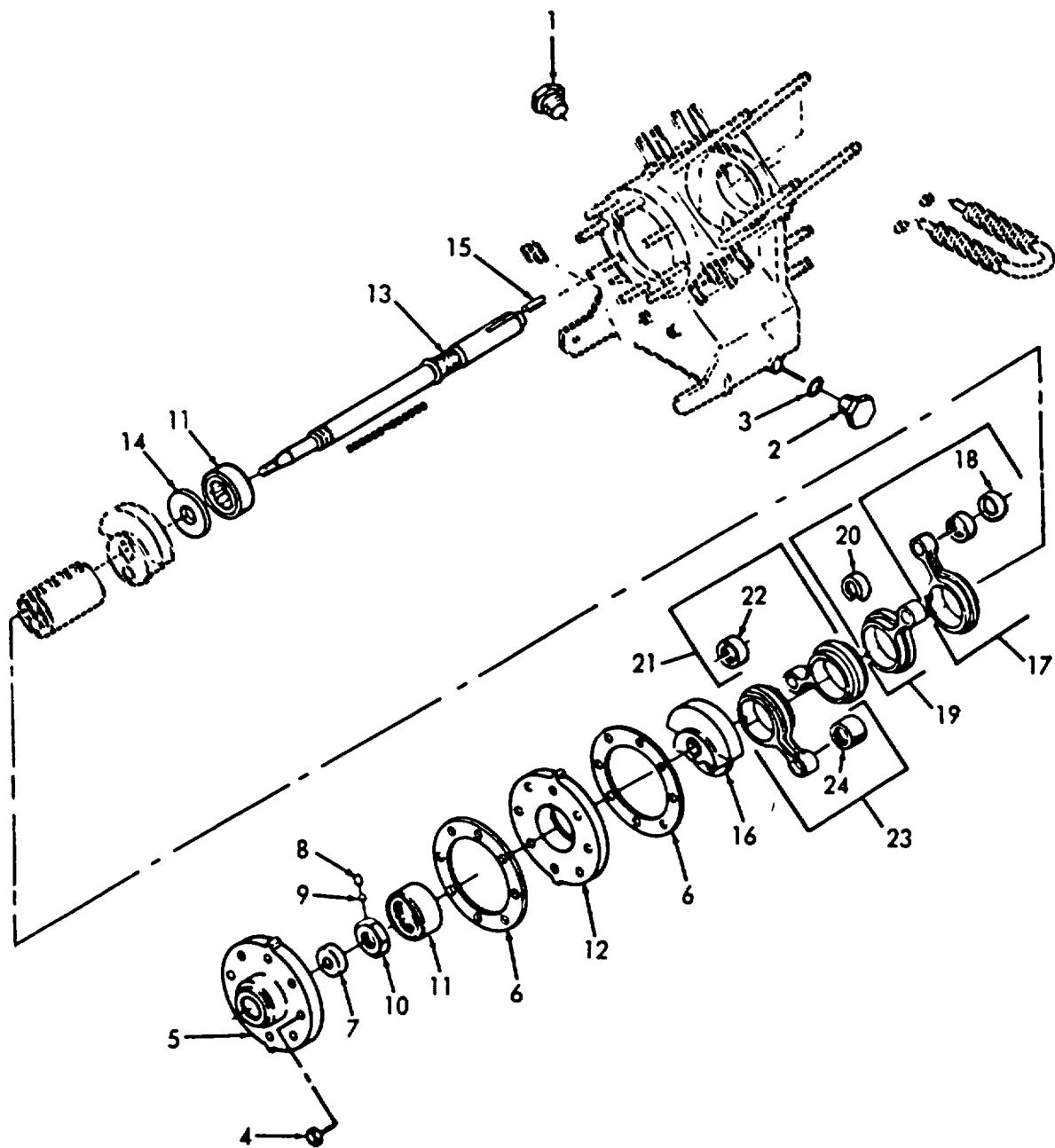
TS 4310-346-34P/32

Figure 32. Oil Pump Housing Assembly.

SECTION II

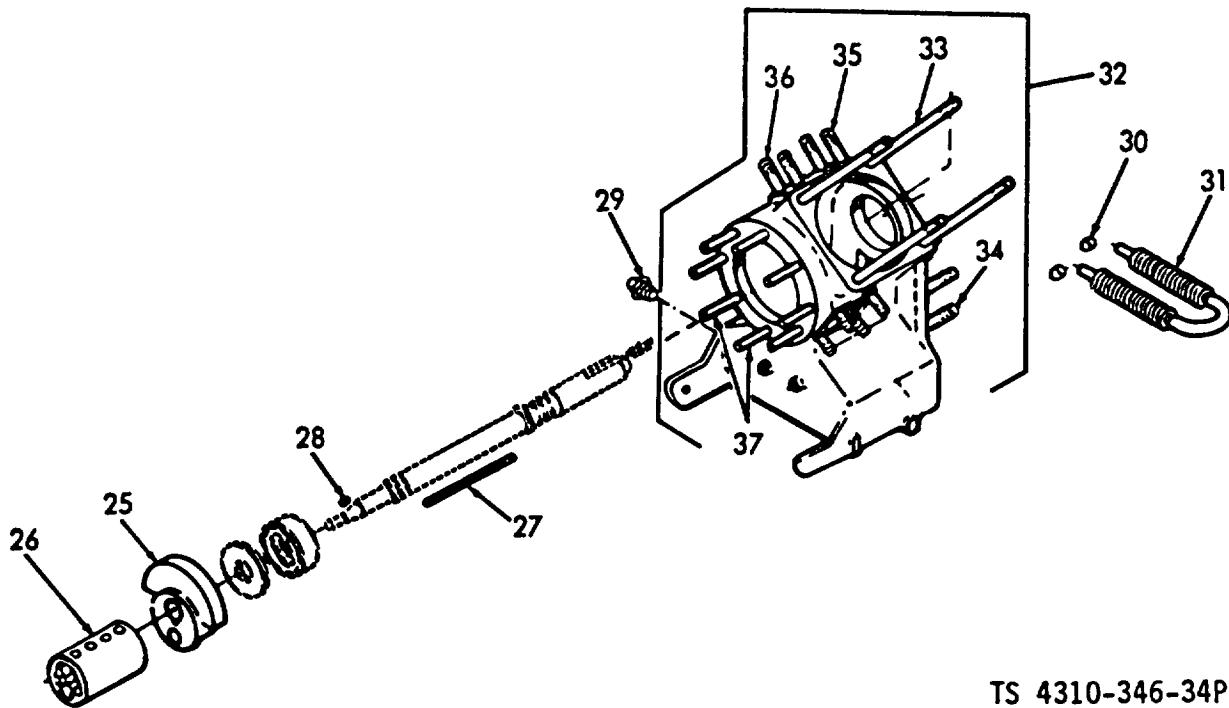
TM 5-4310-346-34P

(1) ILLUSTRATION		(2)	(3)	(4)	(5)	(6)	(7)	(8)
(a) FIG NO.	(b) ITEM NO.	SMR CODE	NATIONAL STOCK NUMBER	FSCM	PART NUMBER	DESCRIPTION	U/M	QTY INC IN UNIT
						USABLE ON CODE		
32	1	PAHZZ	5365-00-804-6859	96906	MS16625-4086	.RING, RETAINING	EA	1
32	2	XDHZZ	3110-00-289-6733	43334	RS77038UXR3A	.BEARING, BALL	EA	1
32	3	PAHZZ	4310-00-197-0210	78385	412-0107	.SHAFT, SHOULDERED	EA	1
32	4	XBHZZ		81343	SAE206	.KEY, WOODRUFF	EA	2
32	5	XBHZZ		78385	423-0018	.GEAR, DRIVE.....	EA	1
32	6	XBHZZ		78385	408-0104	.CAP, OIL PRESSURE VALVE.....	EA	1
32	7	XDFZZ	5330-00-811-1445	80205	NAS1595-6	.PACKING, PREFORMED	EA	1
32	8	XDFZZ	5360-00-235-1822	78385	425-0151	.SPRING, COMPRESSION	EA	1
32	9	XBHZZ		78385	419-0098	.PISTON, VALVE.....	EA	1
32	10	PAHZZ	5330-00-461-5111	96879	99GTK136-108-4	.SEAL, SHAFT.....	EA	2
32	11	XBHZZ		78385	4410-0273	.HOUSING ASSEMBLY OIL PUMP.....	EA	1



TS 4310-346-34P/33 ①

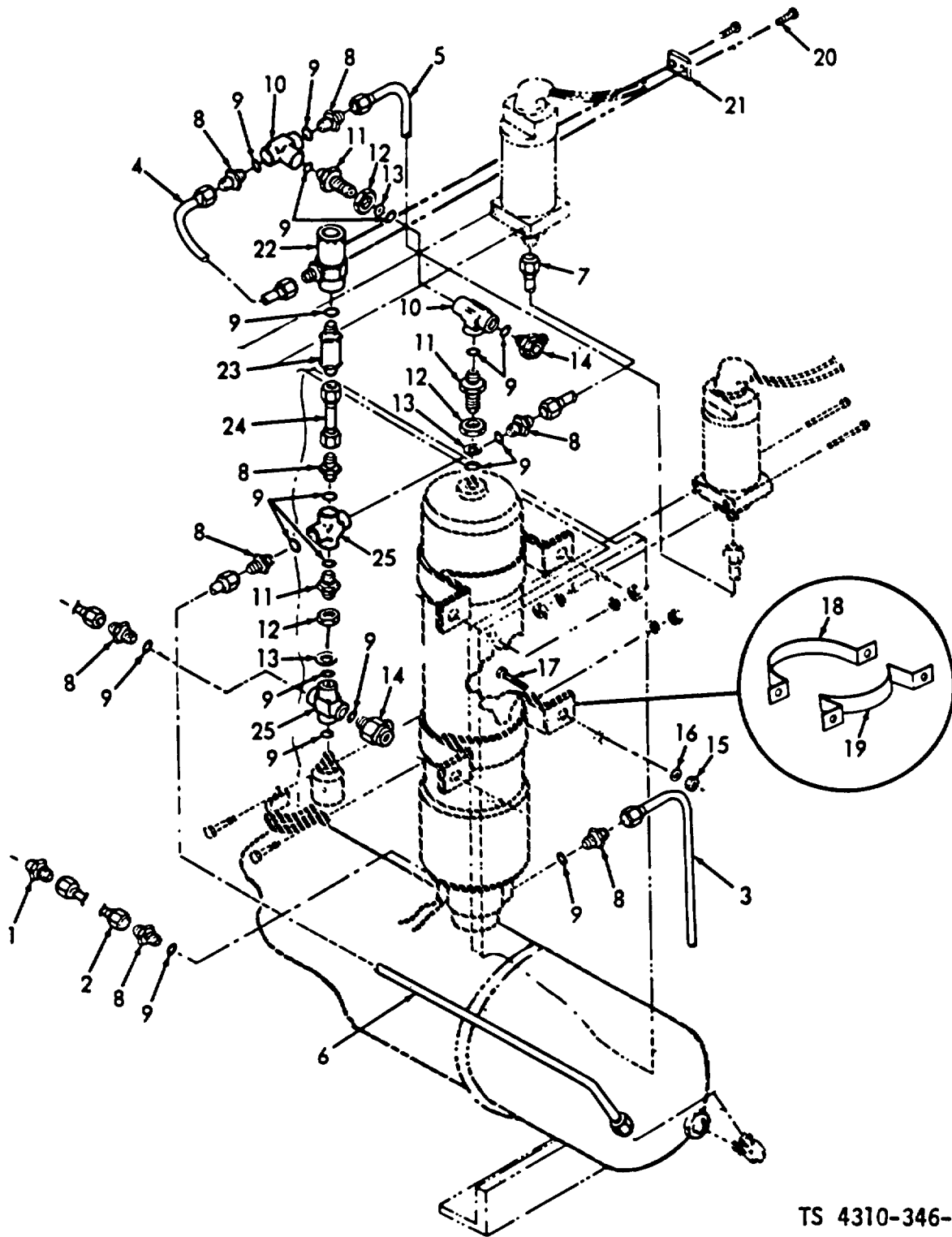
Figure 33. Compressor Crankcase Components (Sheet 1 of 2).



TS 4310-346-34P/33 ②

Figure 33. Compressor Crankcase Components (Sheet 2 of 2).

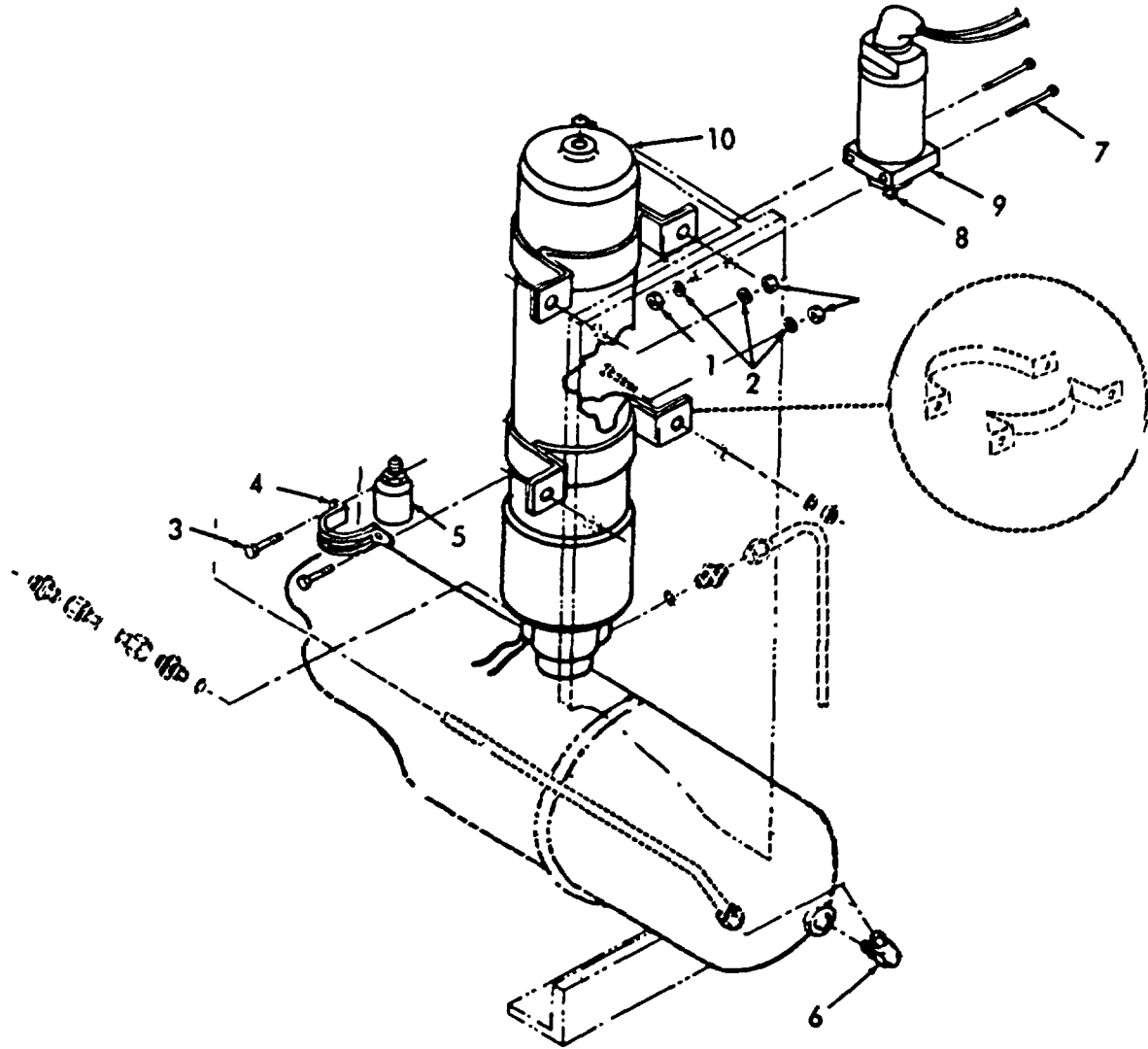
(1) ILLUSTRATION		(2)	(3)	(4)	(5)	(6)	(7)	(8)
(a) FIG NO.	(b) ITEM NO.	SMR CODE	NATIONAL STOCK NUMBER	FSCM	PART NUMBER	DESCRIPTION	U/M	QTY INC IN UNIT
						USABLE ON CODE		
33	1	PAHZZ	4730-00-277-6339	88044	AN933-1	.PLUG, PIPE	EA	1
33	2	XBHZZ	5365-00-287-0103	88044	AN814-6	.PLUG AND BLEEDER	EA	1
33	3	XDHZZ	5330-00-811-1445	80205	NAS1595-6	.PACKING, PREFORMED	EA	1
33	4	PAHZZ	5310-00-141-3010	80205	NAS509-4	.NUT, FLEX LOC	EA	8
33	5	XBHZZ		78385	410-0054	.HOUSING, OIL	EA	1
33	6	XDHZZ	5330-00-435-7141	78385	437-0034	.GASKET	EA	2
33	7	PAHZZ	5330-00-992-6838	80201	8697	.SEAL, SHAFT	EA	1
33	8	PAHZZ	5305-00-724-6794	96906	MS51964-48	.SETSCREW	EA	1
33	9	XDHZZ	4310-00-175-9827	96577	1-8DIA	.BALL, NYLON	EA	1
33	10	XBHZZ		78385	448-0204	.LOCKNUT	EA	1
33	11	PAHZZ		43334	3305X5A	.BEARING, BALL	EA	2
33	12	XBHZZ		78385	410-0053	.ENDBELL	EA	1
33	13	XDHZZ	3040-00-197-4031	78385	4412-0100	.SHAFT AND PLUG ASSEMBLY	EA	1
33	14	XBHZZ		78385	468-0012	.SLINGER, OIL	EA	1
33	15	XBHZZ		96906	MS20067-149	.KEY, SQUARE	EA	1
33	16	XBHZZ		78385	412-0016	.COUNT ERBALANCE	EA	1
33	17	XBHZZ		78385	4417-0004	.CONNECTING ROD ASSEMBLY, 1ST STAGE	EA	1
33	18	PBHZZ	3110-00-902-2703	60380	GB88X0H	.BEARING, ROLLER, NEEDLE	EA	2
33	19	PAHZZ	6115-00-730-7146	78385	4417-0003	.CONNECTING ROD ASSEMBLY, 2ND STAGE	EA	1
33	20	PAHZZ	3110-00-112-5884	60380	GB812	.BEARING, NEEDLE	EA	1
33	21	PAHZZ	6115-00-730-7146	78385	4417-0003	.CONNECTING ROD ASSEMBLY, 3RD STAGE	EA	1
33	22	PAHZZ	3110-00-112-5884	60380	GB812	.BEARING, NEEDLE	EA	1
33	23	PAHZZ	6115-00-730-7146	78385	4417-0003	.CONNECTING ROD ASSEMBLY, 4TH STAGE	EA	1
33	24	PAHZZ	3110-00-112-5884	60380	GB812	.BEARING, NEEDLE	EA	1
33	25	XBHZZ		78385	412-0031	.COUNTER BALANCE	EA	1
33	26	PAFZZ	1450-00-876-6569	78385	412-0017	.ECCENTRIC	EA	1
33	27	XBHZZ		78385	448-0151	.KEY, SQUARE	EA	1
33	28	XBHZZ		88044	AN280-404	.KEY, WOODRUFF	EA	1
33	29	XBHZZ		78385	428-0517	.UNION	EA	2
33	30	PAHZZ	4730-00-278-8765	96906	MS39177-5	.SLEEVE	EA	2
33	31	XDHZZ	4710-00-197-4032	78385	4428-0355	.TUBE, BENT, METALLIC	EA	1
33	32	XBHZZ		78385	4410-0272	.CRANKCASE ASSEMBLY	EA	1
33	33	XBHZZ		78385	448-0562	.STUD	EA	4
33	34	XBHZZ		78385	130-0967	.STUD	EA	22
33	35	XBHZZ		78385	448-0570	.STUD	EA	12
33	36	XBHZZ		78385	730004-1	.STUD	EA	2
33	37	XBHZZ		78385	448-0081	.STUD	EA	8



TS 4310-346-34P/34

Figure 34. Relief Valves, Lines and Fittings.

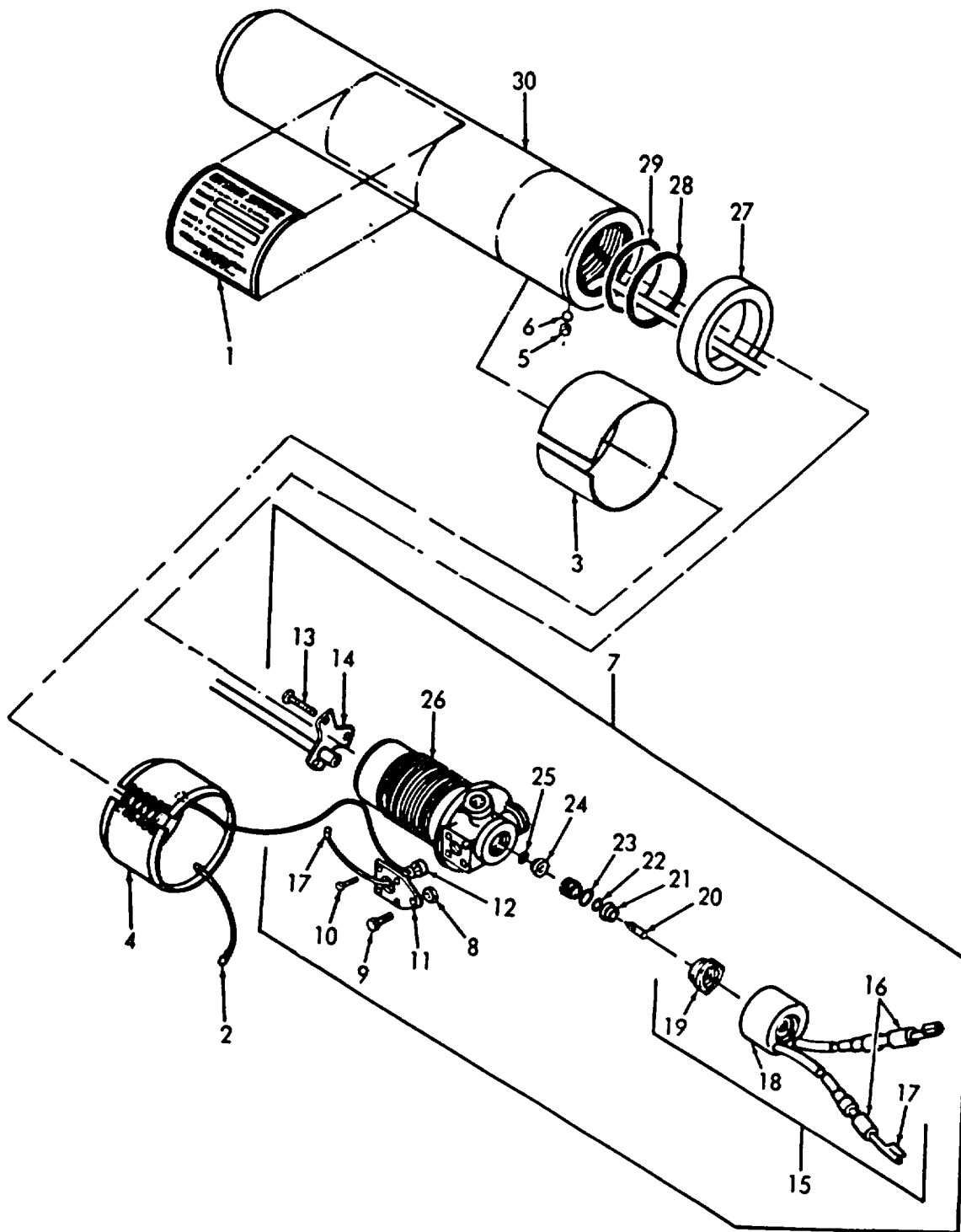
(1) ILLUSTRATION		(2)	(3)	(4)	(5)	(6)	(7)	(8)
(a) FIG NO.	(b) ITEM NO.	SMR CODE	NATIONAL STOCK NUMBER	FSCM	PART NUMBER	DESCRIPTION	U/M	QTY INC IN UNIT
						USABLE ON CODE		
						GROUP 11 UNLOADING SYSTEM		
34	1	XBOZZ		88044	AN919-10C	REDUCER, EXTERNAL THREAD.....	EA	1
34	2	XDOZZ	4710-00-175-9392	78385	4428-0400	TUBE ASSEMBLY, MOISTURE SEPARATOR, INLET.....	EA	1
34	3	XDOZZ	4710-00-175-9389	78385	4428-0408	TUBE ASSEMBLY, MOISTURE SEPARATOR, DRAIN.....	EA	1
34	4	XDOZZ	4710-00-175-9384	78385	4428-0429	TUBE ASSEMBLY, MOISTURE SEPARATOR TO BACK PRESSURE VALVE....	EA	1
34	5	XDOZZ	4710-00-175-9358	78385	4428-0430	TUBE ASSEMBLY, MOISTURE SEPARATOR TO INTERLOCK SWITCH.....	EA	1
34	6	XDOZZ	4710-00-175-9381	78385	4428-0377	TUBE ASSEMBLY, RESERVOIR TO CROSS.....	EA	1
34	7	XDOZZ	4710-00-175-9363	78385	4428-0428	TUBE ASSEMBLY, UNLOADER SWITCH TO CROSS.....	EA	1
34	8	XBOZZ		88044	AN815-4C	UNION, FLARED TUBE.....	EA	8
34	9	PAOZZ	5330-00-959-1048	80205	NAS1595-4	PACKING, PREFORMED.....	EA	18
34	10	XBOZZ		88044	AN938C4	TEE, INTERNAL, THREAD.....	EA	2
34	11	XBOZZ		88044	AN832-4C	UNION, BULKHEAD.....	EA	3
34	12	PAOZZ	4730-00-277-6372	88044	AN6289-4	NUT, FLARED TUBE.....	E	3
34	13	PAOZZ	5310-00-186-4947	96906	MS28777-4	RING, BACK-UP.....	EA	3
34	14	XDFZZ	4310-00-196-4756	78385	4465-0050	HEAD, SAFETY, PRESSURE ASSEMBLY.....	EA	2
34	15	PAOZZ	5310-00-732-0558	96906	MS51967-8	NUT, PLAIN, HEXAGON, BRACKET MTG.....	EA	4
34	16	PAOZZ	5310-00-595-7231	96906	MS35333-42	WASHER, LOCK, BRACKET MTG.....	EA	4
34	17	PAOZZ	5305-00-269-3213	96906	MS90725-62	SCREW, BRACKET MTG.....	EA	4
34	18	XBOZZ		78385	407-0464-1	BRACKET, MOUNTING.....	EA	2
34	19	XBOZZ		78385	407-0464-2	BRACKET, MOUNTING.....	EA	2
34	20	XDOZZ	5305-00-282-4919	88044	AN502-10-12	SCREW, VALVE MTG.....	EA	2
34	21	XBOZZ		78385	468-0092	SPACER, BACK PRESSURE VALVE.....	EA	2
34	22	XDOZZ	4820-00-410-7354	78385	2670100-9	VALVE, BACK PRESSURE.....	EA	1
34	23	XDOZZ	4820-00-410-7455	78385	140B0100-1	VALVE, CHECK.....	EA	1
34	24	XDOZZ	4710-00-175-9362	78385	4428-0427	TUBE ASSEMBLY, CHECK VALVE TO CROSS.....	EA	1
34	25	XBOZZ		88044	AN937C4	CROSS, INTERNAL THREAD.....	EA	2



TS 4310-346-34P/35

Figure 35. Moisture Separator and Relief Valves.

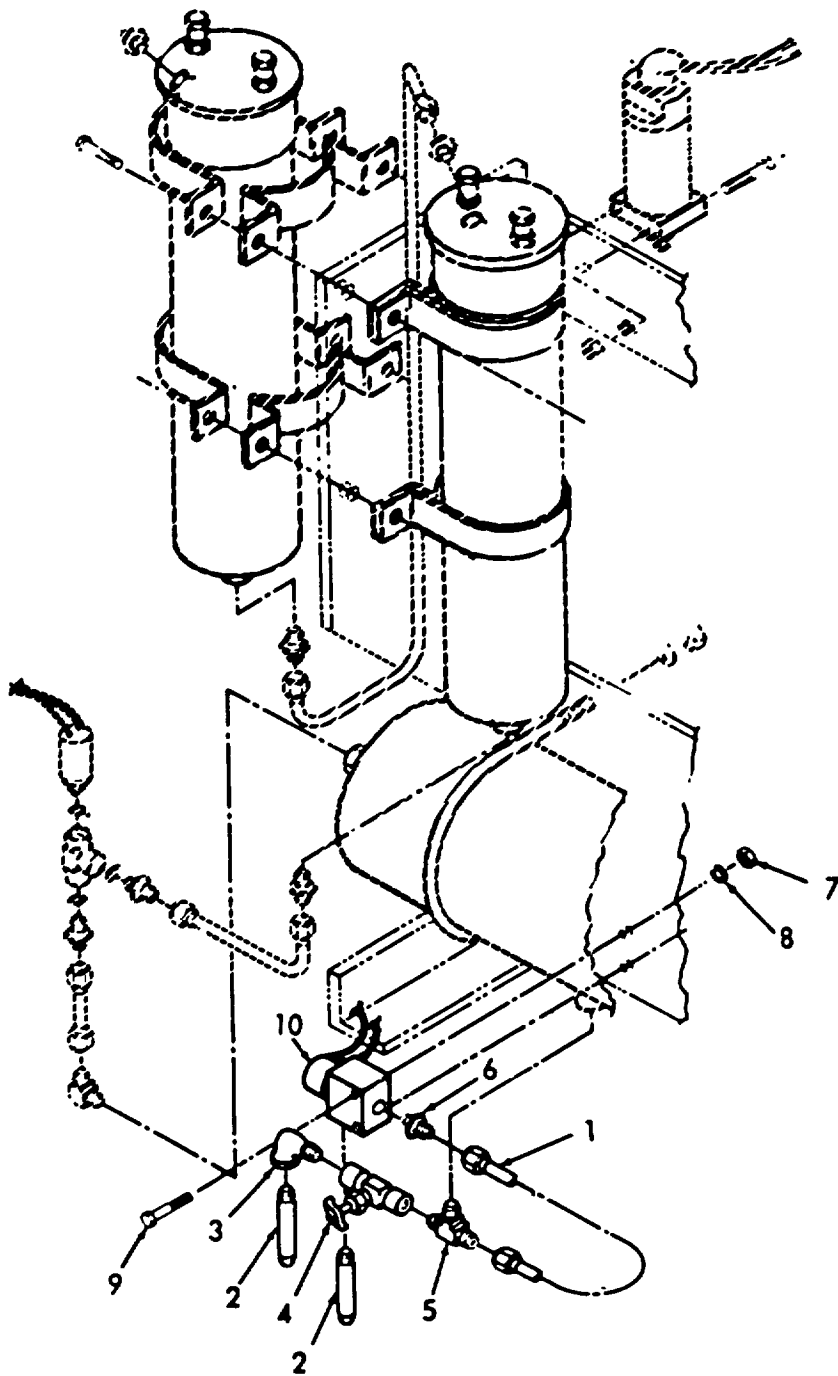
(1) ILLUSTRATION		(2)	(3)	(4)	(5)	(6)	(7)	(8)
(a) FIG NO.	(b) ITEM NO.	SMR CODE	NATIONAL STOCK NUMBER	FSCM	PART NUMBER	DESCRIPTION	U/M	QTY INC IN UNIT
						USABLE ON CODE		
35	1	PAOZZ	5310-00-934-9751	96906	MS35650-302	NUT, VALVE MTG.....	EA	4
35	2	PAOZZ	5310-00-045-3296	96906	MS35338-43	WASHER, LOCK, VALVE MTG.....	EA	4
35	3	PAOZZ	5305-00-989-7435	96906	MS35207-264	SCREW, VALVE MTG.....	EA	2
35	4	XBOZZ		84971	TA4C56D26	CLAMP.....	EA	1
35	5	XDOZZ	4820-00-410-7002	78385	116B100-19	VALVE, PRESSURE, RELIEF.....	EA	1
35	6	XDOZZ	4730-00-331-4950	96906	MS20822-4J	ELBOW, FLARED TUBE.....	EA	1
35	7	PAOZZ	5305-00-995-6311	96906	MS35207-271	SCREW, SWITCH MTG.....	EA	2
35	8	PAOZZ		88044	AN816-4-4C	NIPPLE, FLARED TUBE.....	EA	1
35	9	XDOZZ	5930-00-172-1398	78385	4445-0248	SWITCH ASSEMBLY, AUTOMATIC PRESSURE UNLOADER.....	EA	1
35	10	PAOZZ	4330-00-009-8595	78385	4455-0029	FILTER, FLUID, PRESSURE ASSEMBLY.....	EA	1



TS 4310-346-34P/36

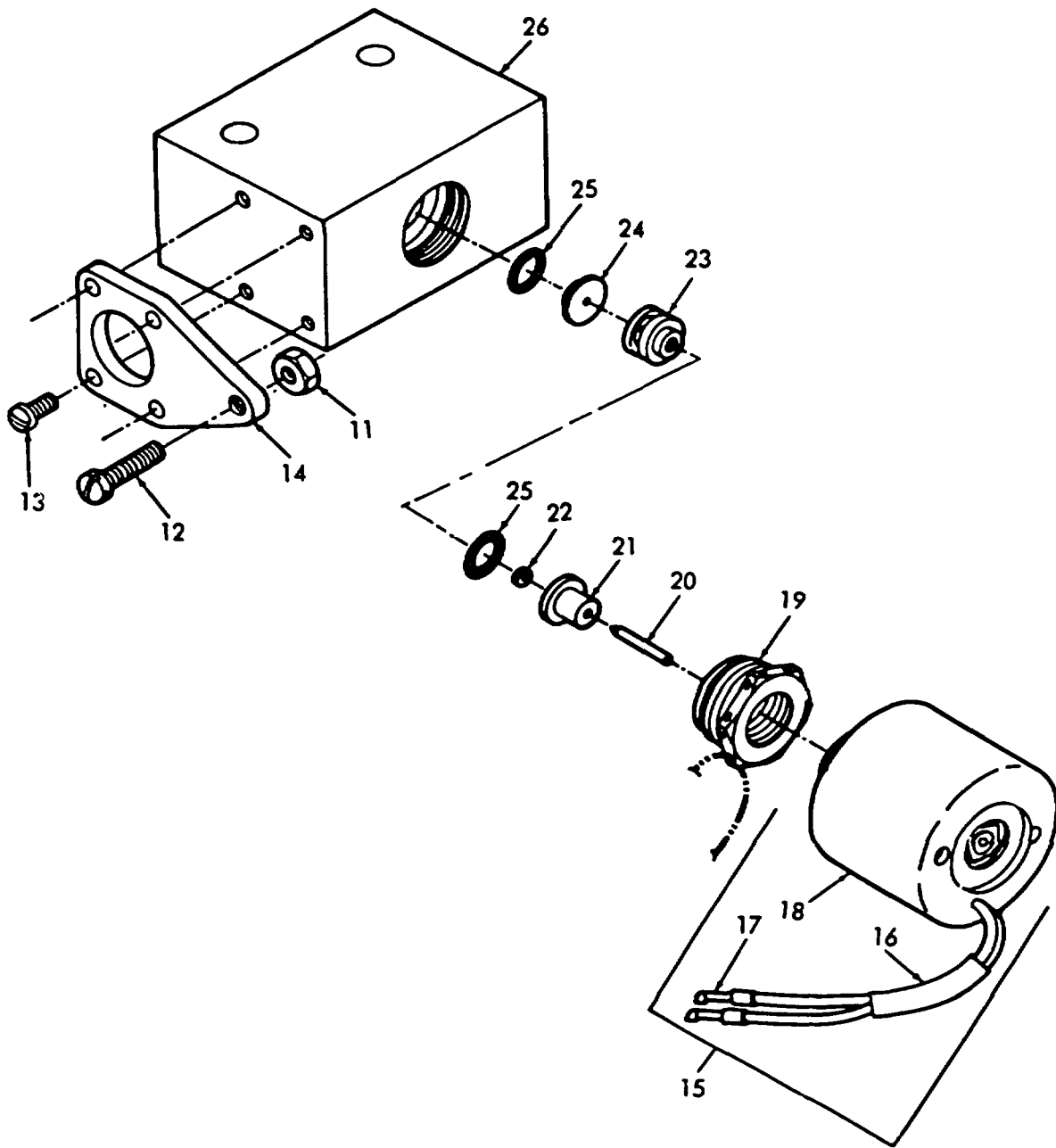
Figure 36. Moisture Separator.

(1) ILLUSTRATION		(2)	(3)	(4)	(5)	(6)	(7)	(8)
(a) FIG NO.	(b) ITEM NO.	SMR CODE	NATIONAL STOCK NUMBER	FSCM	PART NUMBER	DESCRIPTION	U/M	QTY INC IN UNIT
						USABLE ON CODE		
36	1	XBOZZ		78385	434-0343	..PLATE, IDENTIFICATION	EA	1
36	2	XBOZZ	5940-00-712-6404	00779	320555	..TERMINAL, QUICK DISCONNECT.....	EA	1
36	3	XBOZZ		99742	241	..TAPE.....	EA	1
36	4	PAFZZ	4540-00-433-3012	78385	3810123	..BLANKET, HEATER.....	EA	1
36	5	XBFZZ		88044	AN565A416H6	..SETSCREW	EA	1
36	6	XBFZZ		78385	408-0140	..PLUG, LOCKING.....	EA	1
36	7	XAFZZ		78385	4408-0096	..CAP ASSEMBLY, MOISTURE SEPARATOR.....	EA	1
36	8	XBFZZ		88044	AN340C8	..NUT, PLAIN HEXAGON, BRACKET MTG.....	EA	1
36	9	PAFZZ	5305-00-942-8431	88044	AN500AD8-8	..SCREW, MACHINE, BRACKET MTG	EA	1
36	10	PAFZZ	5305-00-942-2220	96906	MS35266-29	..SCREW, MACHINE, BRACKET MTG	EA	4
36	11	XBFZZ		78385	407-0144	..BRACKET, SOLENOID POSITIONING.....	EA	1
36	12	PAFZZ	5930-00-015-0041	78385	645-0055	..SWITCH, THERMOSTAT.....	EA	1
36	13	XBFZZ		88044	AN500AD8-7	..SCREW, MACHINE.....	EA	3
36	14	XBFZZ		78385	4407-0021	..PLATE ASSEMBLY, SEPARATOR.....	EA	1
36	15	XDFZZ	5945-00-172-1394	78385	4445-0202	..SOLENOID, ELECTRICAL.....	EA	1
36	16	XBFZZ		72622	7INLGBLACKVINYL	..SLEEVING, INSULATION TUBING.....	EA	1
36	17	XBFZZ	5940-00-712-6404	00779	320555	...TERMINAL, QUICK DISCONNECT.....	EA	3
36	18	XAFZZ		78385	2741095	...SOLENOID.....	EA	1
36	19	XBFZZ		78385	130A2246	..ADAPTER	EA	1
36	20	PAFZZ	1650-00-560-0691	78385	130A2385	..POPPET, CONDENSATE DUMP	EA	1
36	21	XBFZZ		78385	130A2384	..RETAINER, POPPET SEAT	EA	1
36	22	XDFZZ	5330-00-461-0612	02697	77-545-5-051	..PACKING, PREFORMED	EA	1
36	23	XBFZZ		78385	130A2383	..GUIDE, POPPET.....	EA	1
36	24	PAFZZ		78385	130A2382	..SEAT, CONDENSATE DUMP.....	EA	1
36	25	XDFZZ		80205	NAS1593-010	..PACKING, PREFORMED	EA	2
36	26	XAFZZ		78385	408-0137	..CAP, MOISTURE SEPARATOR.....	EA	1
36	27	XBFZZ		78385	430-0125	..SPACER, CAP.....	EA	1
36	28	XBFZZ		96906	MS28774-141	..RETAINER, PACKING, BACKUP, SINGLE TURN	EA	1
36	29	PAFZZ	5330-00-420-5788	96906	MS9388-141	..PACKING, PREFORMED	EA	1
36	30	XAFZZ		78385	410-0283	..SHELL, MOISTURE SEPARATOR	EA	1



TS 4310-346-34P/37 ①

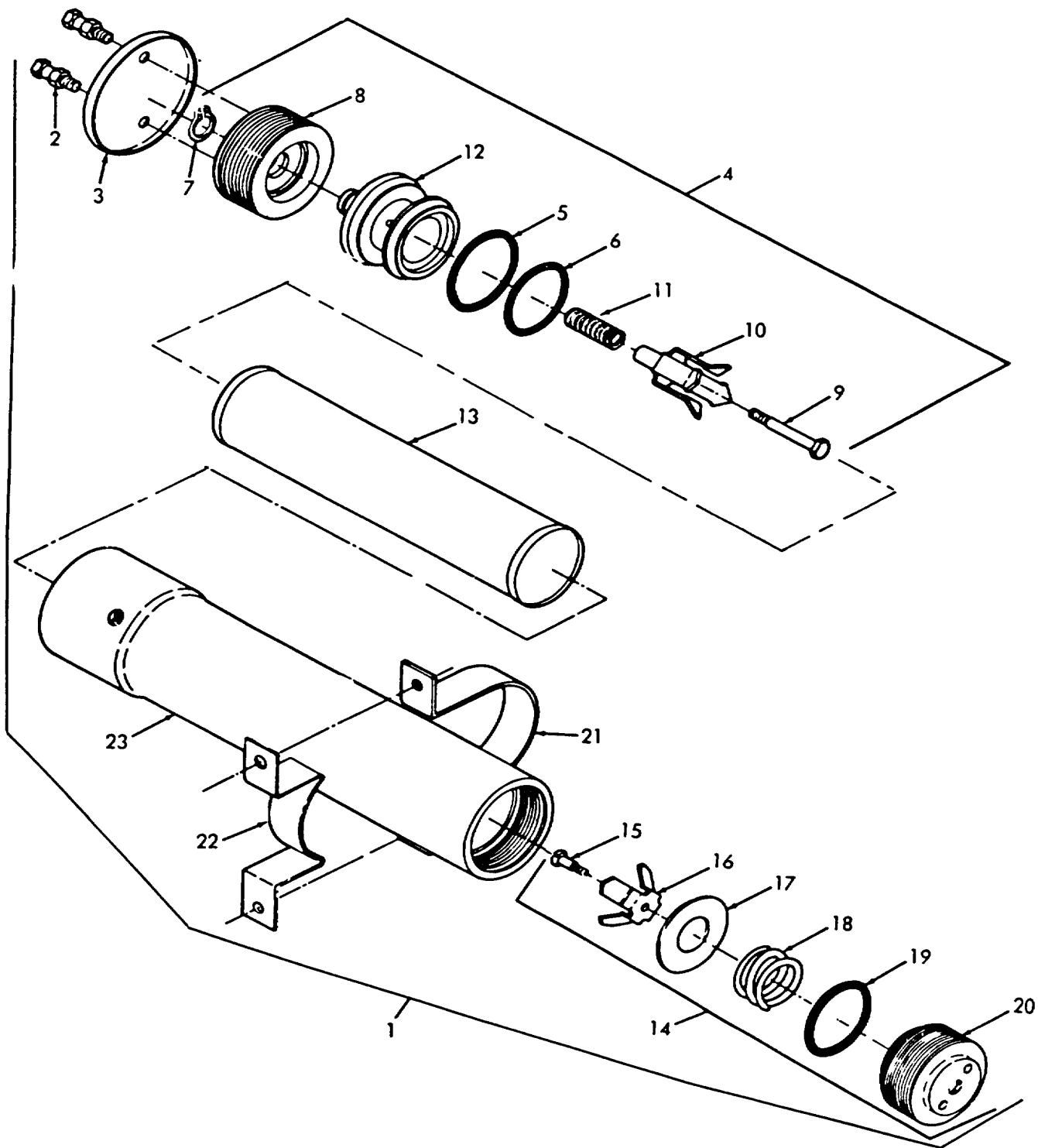
Figure 37. Dump Valves (Sheet 1 of 2).



TS 4310-346-34P/37 (2)

Figure 37. Dump Valves (Sheet 2 of 2).

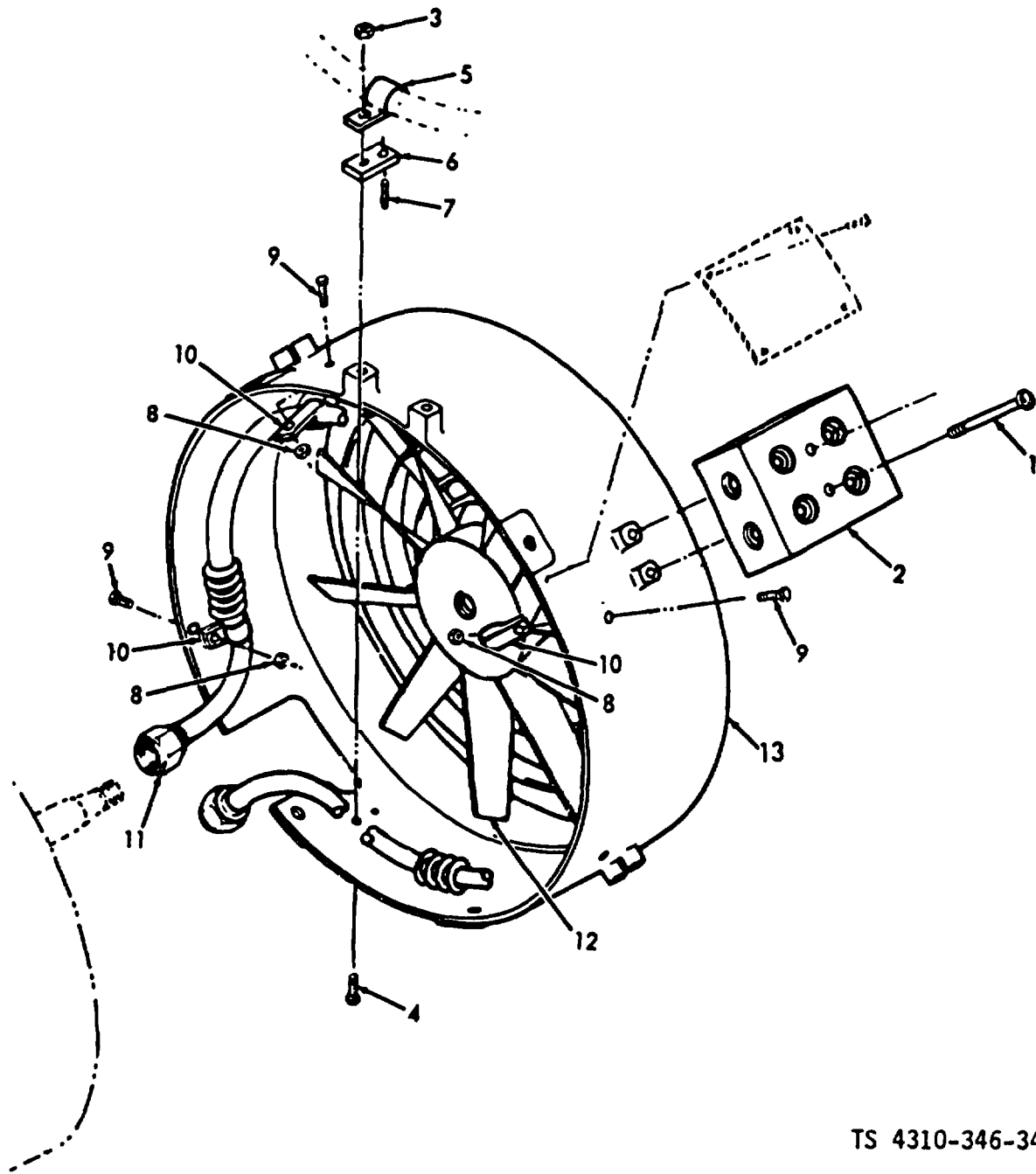
(1) ILLUSTRATION		(2)	(3)	(4)	(5)	(6)	(7)	(8)
(a) FIG NO.	(b) ITEM NO.	SMR CODE	NATIONAL STOCK NUMBER	FSCM	PART NUMBER	DESCRIPTION	U/M	QTY INC IN UNIT
						USABLE ON CODE		
37	1	XDOZZ	4710-00-175-9378	78385	4428-0431	TUBE ASSEMBLY, RESERVOIR TO DUMP VALVE.....	EA	1
37	2	XDOZZ		78385	628-0037-2	NIPPLE, PIPE	EA	2
37	3	XDOZZ		78385	311527	ELBOW	EA	1
37	4	PAOZZ	4820-00-172-5647	28968	3212F2B	VALVE-NEEDLE	EA	1
37	5	XDOZZ	4730-00-172-5648	78385	428-0621	TEE, PIPE TO TUBE	EA	1
37	6	PAOZZ	4730-00-811-5587	88044	AN816-5J	NIPPLE, FLARED TUBE	EA	1
37	7	PAOZZ	5310-00-997-1888	96906	MS35649-2252	NUT, PLAIN, HEXAGON. VALVE MTG.....	EA	4
37	8	PAOZZ	5310-00-582-5965	96906	MS35338 -44	WASHER, LOCK. VALVE MTG.....	EA	2
37	9	XDOZZ	5305-00-071-2511	96506	MS90725-15	SCREW, CAP HEXAGON HEAD VALVE MTG.....	EA	2
37	10	XDOZZ	4810-00-196-5007	78385	4465-0051	DUMP VALVE ASSEMBLY, RESERVOIR	EA	1
37	11	XDOZZ		88044	AN340C8-	.NUT, PLAIN, HEXAGON, BRACKET	EA	1
37	12	XBFZZ	5305-00-058-6884	96906	MS35275-45	.SCREW, MACHINE, BRACKET.....	EA	1
37	13	XBFZZ		96906	MS35268-29	.SCREW, MACHINE BRACKET	EA	4
37	14	XBFZZ		78385	407-0144	.BRACKET, SOLENOID POSITIONING,.....	EA	1
37	15	XDFZZ	5945-00-172-1394	76385	4445-0202	.SOLENOID, ELECTRICAL	EA	1
37	16	XBFZZ		72622	N05105DEGC	..SLEEVING, INSULATION TUBING	IN	1
37	17	XBFZZ	5940-00-712-6404	00779	320555	..TERMINAL, QUICK DISCONNECT.....	EA	2
37	18	XAFZZ		78385	2741095	..SOLENOID.....	EA	1
37	19	XBFZZ		78385	130A2246	.ADAPTER.	EA	1
37	20	PAFZZ	1650-00-560- 0691	78385	130A2385	.POPPET, CONDENSATE DUMP	EA	1
37	21	XBFZZ		78385	130A2384	.RETAINER, POPPET SEAT	EA	1
37	22	XDFZZ	5330-00-461-0621	02697	77-545-5-051	.PACKING, PREFORMED	EA	1
37	23	XBFZZ		78385	130A2383	.GUIDE, POPPET	EA	1
37	24	PAFZZ		78385	130A2382	.SEAT, CONDENSATE DUMP	EA	1
37	25	XDFZZ		80205	NAS1593-010	.PACKING, PREFORMED	E A	2
37	26	XAFZZ		78385	465-0155	.BODY, DUMP VALVE	EA	1



TS 4310-346-34P/38

Figure 38. Dehydrator Assembly.

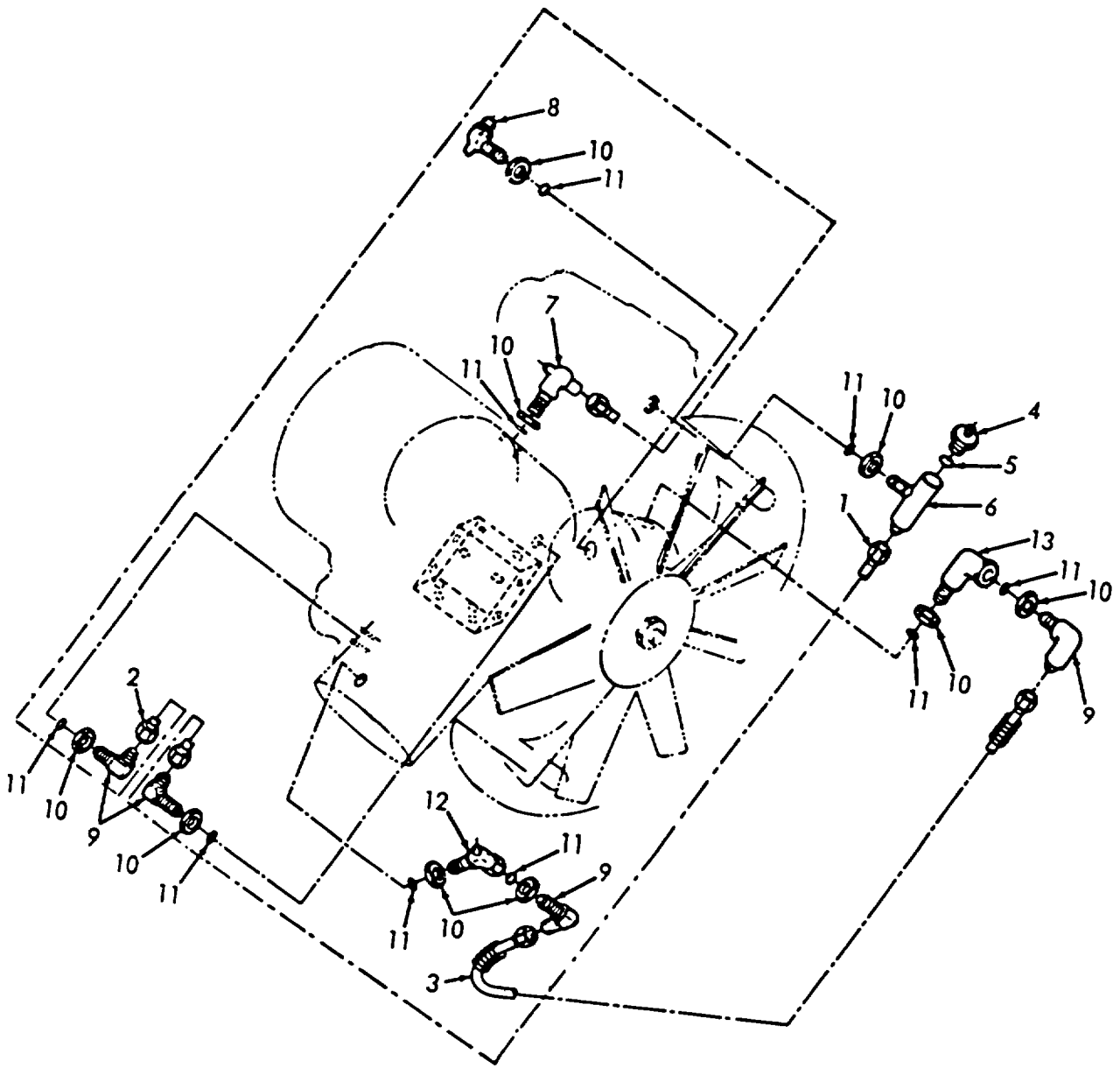
(1) ILLUSTRATION		(2)	(3)	(4)	(5)	(6)	(7)	(8)
(a) FIG NO.	(b) ITEM NO.	SMR CODE	NATIONAL STOCK NUMBER	FSCM	PART NUMBER	DESCRIPTION	U/M	QTY INC IN UNIT
						USABLE ON CODE		
38	1	PAOZO	4440-00-001-6294	82990	HPD1	DEHYDRATOR	EA	2
38	2	XBOZZ		82990	MB1-5820	..STUD	EA	2
38	3	XBOZZ	4310-00-733-0561	82990	MB1-5819	..HEAD OVER	EA	1
38	4	XBOZZ		82990	MB1-5811	..HEAD, ASSEMBLY	EA	1
38	5	PAOZZ	5330-00-196-5322	88044	AN6227B36	..PACKING, PREFORMED	EA	1
38	6	PAOZZ	5330-00-640-9476	88094	AN6227B34	..PACKING, PREFORMED	EA	1
38	7	XBFZZ	5365-00-282-0081	79136	5100-75	..RING, RETAINING	EA	1
38	8	XAFZZ		82990	MB1-5813	..HEAD, UPPER	EA	1
38	9	XBFZZ		82990	MB1-5809	..SCREW, UPPER, SHOULDER	EA	1
38	10	PAFZZ	7240-00-839-4890	82990	MB1-5816	..PERFORATOR ASSEMBLY	EA	1
38	11	XBFZZ		82990	MB1-5807	..SPRING, UPPER	EA	1
38	12	XAFZZ		82990	MB1-5812	..HEAD, LOWER	EA	1
38	13	PAOZZ	4440-00-580-7293	81349	MILC4952MA1	..CARTRIDGE, DESSICANT	EA	1
38	14	XBFZZ		82990	MB1-5802	..TAIL PIECE ASSEMBLY	EA	1
38	15	XBFZZ		82990	MB1-5808	..SCREW, LOWER, RETAINING	EA	1
38	16	PAFZZ	7240-00-839-4892	82990	MB1-5805	..PERFORATOR, LOWER	EA	1
38	17	XBFZZ		82990	MB1-5804	..PLATE, LOWER, PERFORATOR	EA	1
38	18	XBFZZ		82990	MB1-5806	..SPRING, LOWER, PERFORATOR	EA	1
38	19	PAFZZ	5330-00-640-9476	88044	AN6227B34	..PACKING, .PREFORMED	EA	1
38	20	XBFZZ		82990	MB1-5803	..TAIL PIECE	EA	1
38	21	XBOZZ		82990	MB1-5821	..BRACKET, TOP HALF	EA	2
38	22	XBOZZ		82990	MB1-5822	..BRACKET, LOWER HALF	EA	2
38	23	XAFZZ		82990	MB1-5801	..CYLINDER	EA	1



TS 4310-346-34P/39

Figure 39. Fan Guard, Fan, Aftercooler and Manifold.

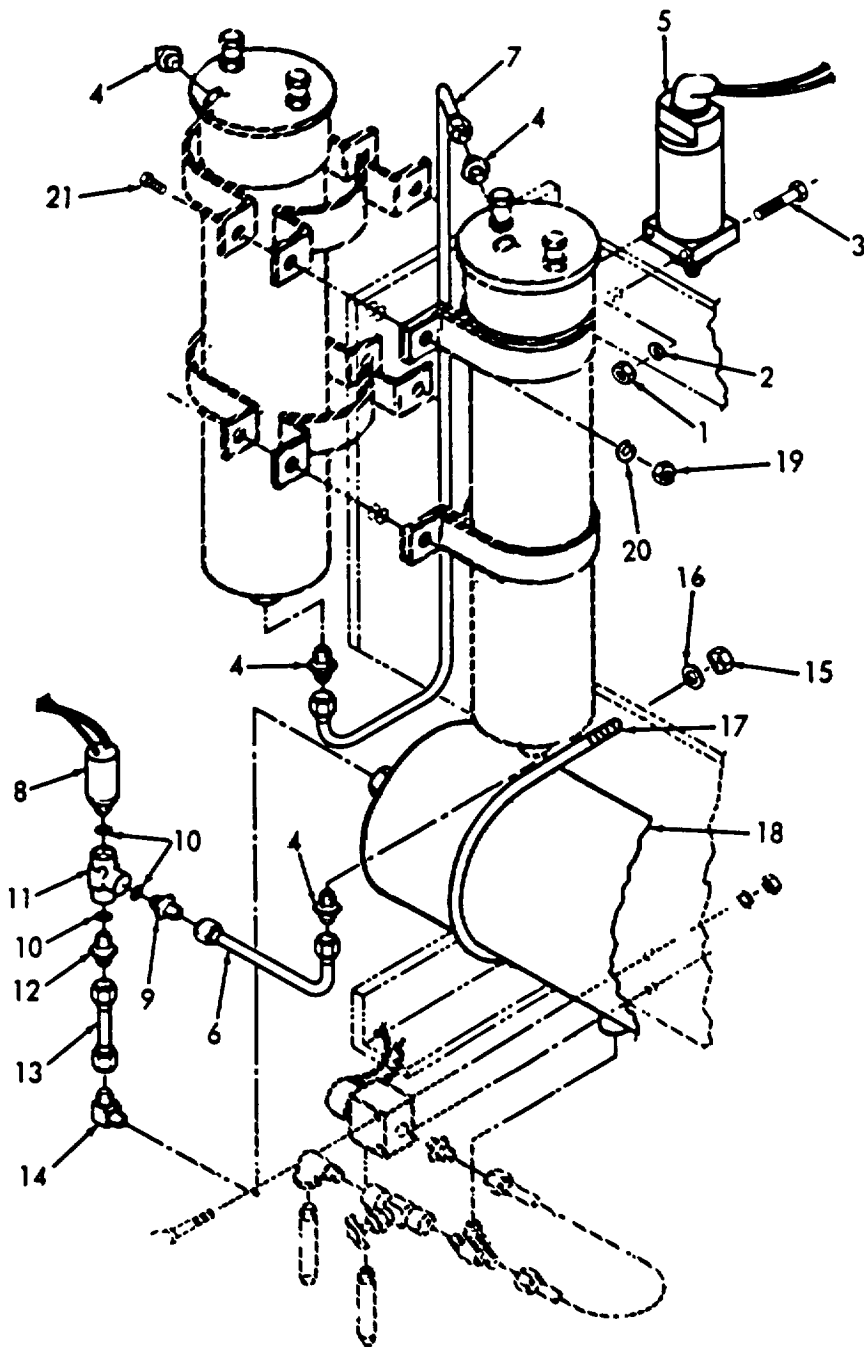
(1) ILLUSTRATION		(2)	(3)	(4)	(5)	(6)	(7)	(8)
(a) FIG NO.	(b) ITEM NO.	SMR CODE	NATIONAL STOCK NUMBER	FSCM	PART NUMBER	DESCRIPTION GROUP 12 COMPRESSOR COOLING	U/M	QTY INC IN UNIT
39	1	PAFZZ	5305-00-811-8823	96906	MS35266-72	SCREW, MACHINE..... USABLE ON CODE	EA	1
39	2	XDFZZ	4730-00-196-6839	78385	428-0600	MANIFOLD, AIR LINE.....	EA	1
39	3	PAFZZ	5310-00-680-4892	80205	NAS679A3W	NUT	EA	1
39	4	PAFZZ	5305-00-150-9209	88044	AN502-10-14	SCREW	EA	1
39	5	PAFZZ		96906	MS21919G8	CLAMP, CUSHIONED	EA	1
39	6	XBFZZ		78385	430-0041	BLOCK, CLAMP	EA	1
39	7	XBFZZ	5315-00-543-3033	96906	MS171522	PIN, SPRING.....	EA	1
39	8	PAFZZ	5310-00-902-6676	96906	MS21083N3	NUT	EA	3
39	9	PAFZZ	5305-00-614-0246	96906	MS35266-63	SCREW	EA	3
39	10	PAFZZ	5340-00-514-0018	96906	MS2119G19	CLAMP, CUSHIONED	EA	3
39	11	XDFZZ	4310-00-197-0200	78385	4428-0413	AFTERCOOLER.....	EA	1
39	12	PAFZZ	4310-00-432-1199	78385	467-0018	FAN	EA	1
39	13	XDFZZ	4310-00-196-8931	78385	4467-0005	GUARD ASSEMBLY FAN.....	EA	1



TS 4310-346-34P/40

Figure 40. Intercooler Tubing and Fittings.

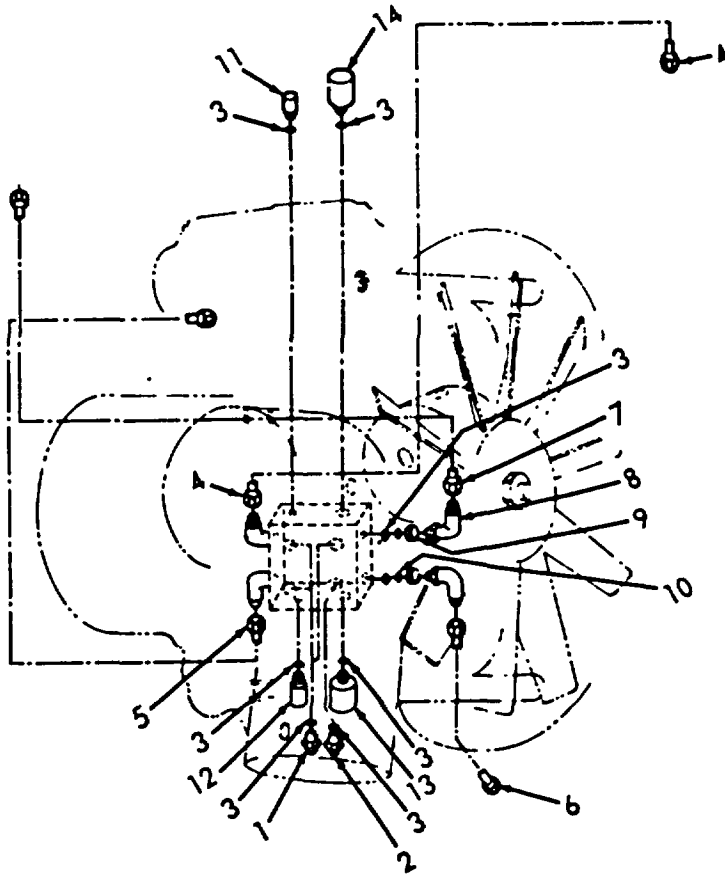
(1) ILLUSTRATION		(2)	(3)	(4)	(5)	(6)	(7)	(8)
(a) FIG NO.	(b) ITEM NO.	SMR CODE	NATIONAL STOCK NUMBER	FSCM	PART NUMBER	DESCRIPTION	U/M	QTY INC IN UNIT
						USABLE ON CODE		
40	1	XBFZZ		78385	4428-0065	TUBE ASSEMBLY, 1ST STAGE TO 2ND STAGE.....	EA	1
40	2	XBFZZ		78385	4428-0066	TUBE ASSEMBLY, 2ND STAGE TO 3 STAGE.....	EA	1
40	3	PAFZZ		78385	4428-0417	TUBE ASSEMBLY, 3RD STAGE TO 4TH STAGE	EA	1
40	4	XDFZZ	4730-00-187-3600	88044	AN919-6	REDUCER, 1ST STAGE FITTING.....	EA	1
40	5	XBFZZ		78385	637-0002	SEAL, BULKHEAD	EA	1
40	6	XDFZZ	4730-00-877-4824	78385	428-0114	FITTING, ELBOW 1ST STAGE OUTLET.....	EA	1
40	7	XBFZZ		78385	4428-0432	FITTING ASSEMBLY, 2ND STAGE OUTLET.....	EA	1
40	8	XDFZZ	4730-00-172-5649	78385	4428-0414	FITTING ASSEMBLY, 4TH STAGE OUTLET.....	EA	1
40	9	PAFZZ	4730-00-231-3029	88044	AN833-8	ELBOW, BULKHEAD, 2ND, 3RD AND 4TH INLET: 3RD STAGE OUTLET.....	EA	4
40	10	PAFZZ	4730-00-277-5082	88044	AN6289-8	NUT, UNIVERSAL.....	EA	9
40	11	XBFZZ		78385	637-0001	SEAL, BULKHEAD	EA	9
40	12	XBFZZ	4730-00-172-5650	78385	4428-0433	FITTING ASSEMBLY, 3RD STAGE OUTLET	EA	1
40	13	PAFZZ	4730-00-055-7365	78385	4428-0121	FITTING, ELBOW, 4TH STAGE INLET	EA	1



TS 4310-346-34P/41

Figure 41. Air Reservoir Components.

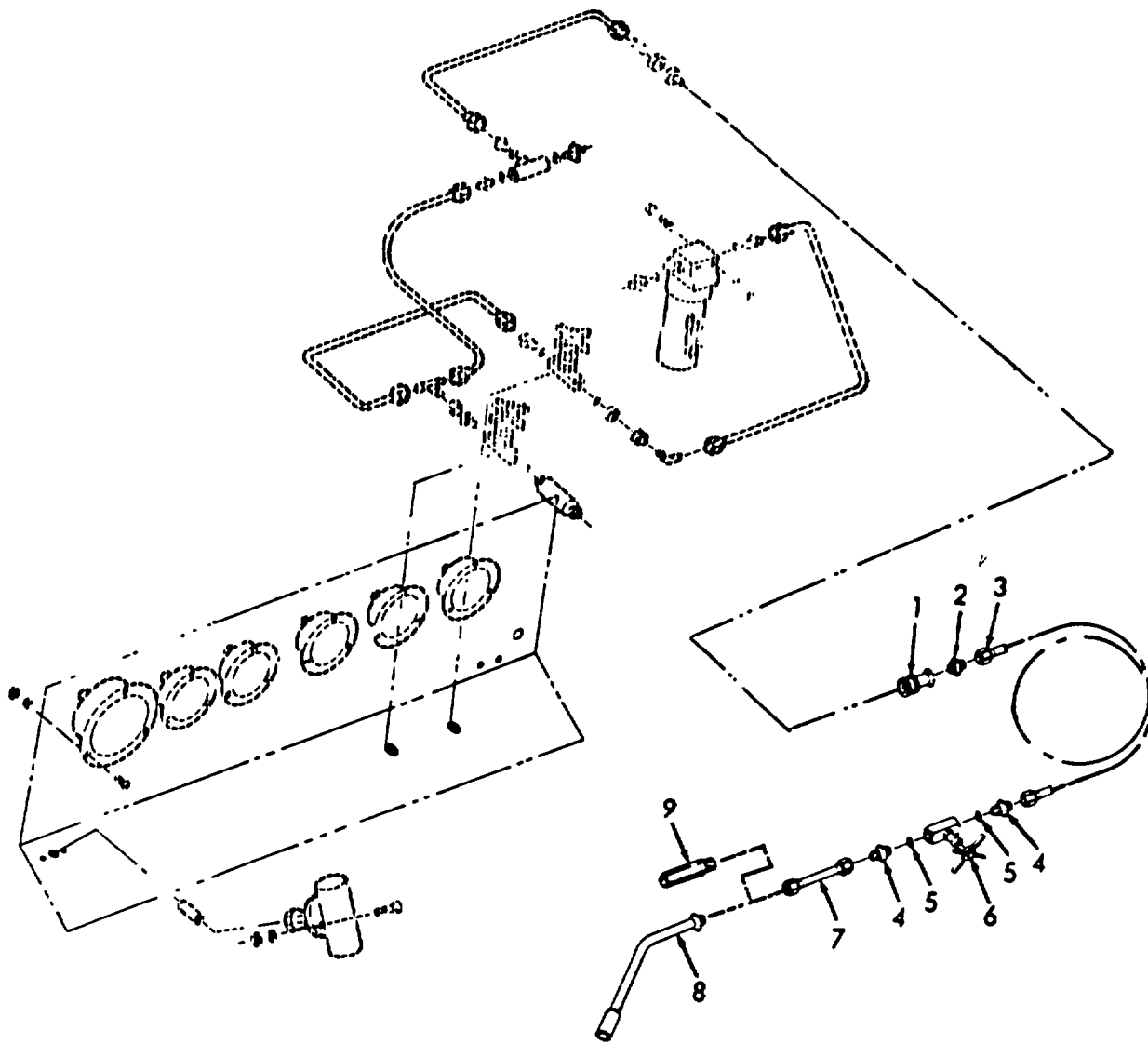
(1) ILLUSTRATION		(2)	(3)	(4)	(5)	(6)	(7)	(8)
(a) FIG NO.	(b) ITEM NO.	SMR CODE	NATIONAL STOCK NUMBER	FSCM	PART NUMBER	DESCRIPTION	U/M	QTY INC IN UNIT
						USABLE ON CODE		
						GROUP 13 AIR RECEIVER		
41	1	PAOZZ	5310-00-934-9751	96906	MS35650-302	NUT, PLAIN, HEXAGON SWITCH MTG	EA	2
41	2	PAOZZ	5310-00-045-3296	96906	MS35338-43	WASHER, LOCK, SWITCH MTG	EA	2
41	3	PAOZZ	5305-00-995-6311	96906	MS35207-271	SCREW, SWITCH MTG.....	EA	2
41	4	PAOZZ		88044	AN816-4-4C	NIPPLE, FLARED TUBE	EA	5
41	5	XDOZZ	5930-00-172-1399	78385	4445-0249	SWITCH, ASSEMBLY, PRESSURE INTERLOCK	EA	1
41	6	XDOZZ	4710-00-175-9354	78385	4428-0386	TUBE ASSEMBLY, PRESSURE SWITCH TO DEHYDRATOR	EA	1
41	7	XDOZZ	4730-00-432-1162	78385	4428-0387	TUBE ASSEMBLY, DEHYDRATOR TO DEHYDRATOR	EA	1
41	8	XDOZZ		02750	6607A-9-38A	SWITCH, PRESSURE	EA	1
41	9	PAOZZ	4730-00-433-2994	10989	20011-4-464	UNION, FILTER	EA	1
41	10	PAOZZ	5330-00-959-1048	80205	NAS1595-4	PACKING, PREFORMED	EA	3
41	11	XBOZZ		88044	AN938C4	TEE, INTERNAL THREAD	EA	1
41	12	PAOZZ	4730-00-433-2994	10989	20011-4-464	UNION, FILTER	EA	1
41	13	XDOZZ	4710-00-175-9356	78385	4428-0385	TUBE ASSEMBLY, RESERVOIR TO HIGH PRESSURE SWITCH	EA	1
41	14	XDOZZ	4730-00-331-4950	96906	MS20822-4J	ELBOW, FLARED TUBE	EA	1
41	15	PAFZZ	5310-00-880-7744	96906	MS51967-5	NUT, RESERVOIR MTG.....	EA	4
41	16	PAFZZ	5310-00-407-9566	96906	MS35338-45	WASHER, LOCK	EA	4
41	17	XBFZZ		78385	448-0563	BOLT, U.....	EA	2
41	18	XDFZZ	4310-00-175-9383	85627	70-5571	RESERVOIR, AIR.....	EA	1
41	19	PAOZZ	5310-00-732-0558	96906	MS51967-8	NUT, PLAIN, HEXAGON, DEHYDRATOR	EA	4
41	20	PAOZZ	5310-00-595-7237	96906	MS35333-42	WASHER, LOCK, DEHYDRATOR	EA	4
41	28	PAOZZ	5305-00-269-3213	96906	MS90725-62	SCREW, DEHYDRATOR.....	EA	4



TS 4310-346-34P/42

Figure 42. Tubes and Fittings-Manifold.

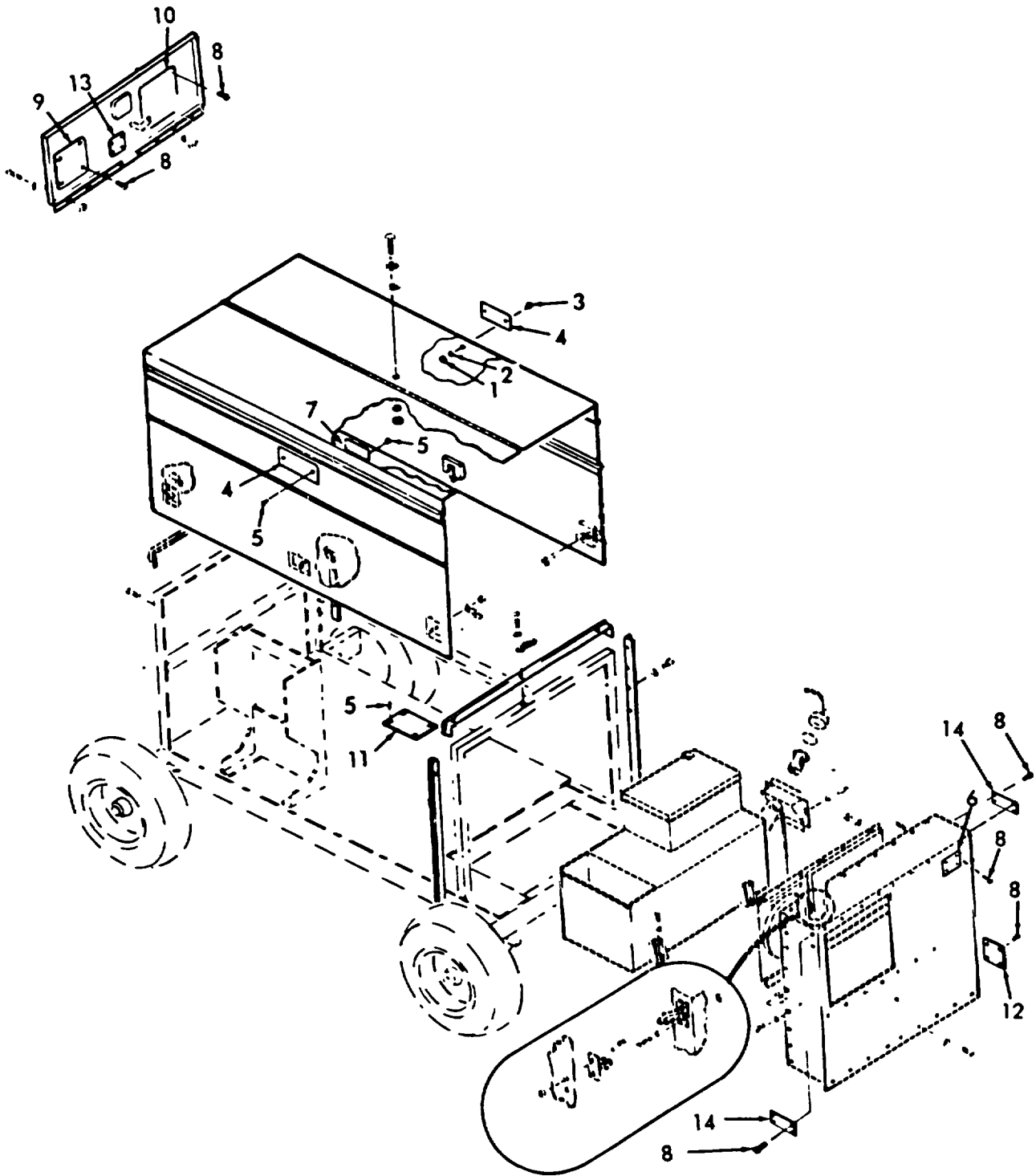
(1) ILLUSTRATION		(2)	(3)	(4)	(5)	(6)	(7)	(8)
(a) FIG NO.	(b) ITEM NO.	SMR CODE	NATIONAL STOCK NUMBER	FSCM	PART NUMBER	DESCRIPTION	U/M	QTY INC IN UNIT
						USABLE ON CODE		
						GROUP 14 AIR DISCHARGE		
42	1	PAOZZ		88044	AN816-4-4C	NIPPLE.....	EA	4
42	2	PAOZZ		88044	AN815-4C	UNION	EA	1
42	3	PAOZZ	5330-00-959-1048	80205	NAS1595-4	PACKING, PREFORMED	EA	12
42	4	XDOZZ	4710-00-175-9482	78385	4428-0418	TUBE ASSEMBLY, 1ST STAGE	EA	1
42	5	XDOZZ	4710-00-175-9441	78385	4428-0420	TUBE ASSEMBLY, 2ND STAGE	EA	1
42	6	XDOZZ	4710-00-175-9430	78385	4428-0422	TUBE ASSEMBLY, 3RD STAGE.....	EA	1
42	7	XDOZZ	4710-00-175-9410	78385	4428-0424	TUBE ASSEMBLY, 4TH STAGE.....	EA	1
42	8	PAOZZ	4730-00-231-3026	88044	AN833-4	ELBOW, BULKHEAD	EA	4
42	9	PAOZZ	4730-00-277-6372	88044	AN6289-4	NUT	EA	4
42	10	PAOZZ	5310-00-186-4947	96906	MS28777-4	RING, BACK-UP.....	EA	4
42	11	XDOZZ	4820-00-410-7393	78385	118B100-29	VALVE ASSEMBLY, 1ST STAGE, PRESSURE RELIEF	EA	1
42	12	XDOZZ	4820-00-410-7379	78385	118B100-30	VALVE ASSEMBLY, 2ND STAGE, PRESSURE RELIEF.....	EA	1
42	13	PAOZO	4820-00-001-3964	78385	116B100-16	VALVE ASSEMBLY, 3RD STAGE, PRESSURE RELIEF.....	EA	1
42	14	PAOZZ	4820-00-410-7404	78385	116B100-17	VALVE ASSEMBLY, 4TH STAGE, PRESSURE RELIEF	EA	1



TS 4310-346-34P/43

Figure 43. Filter, Hose and Discharge Fittings.

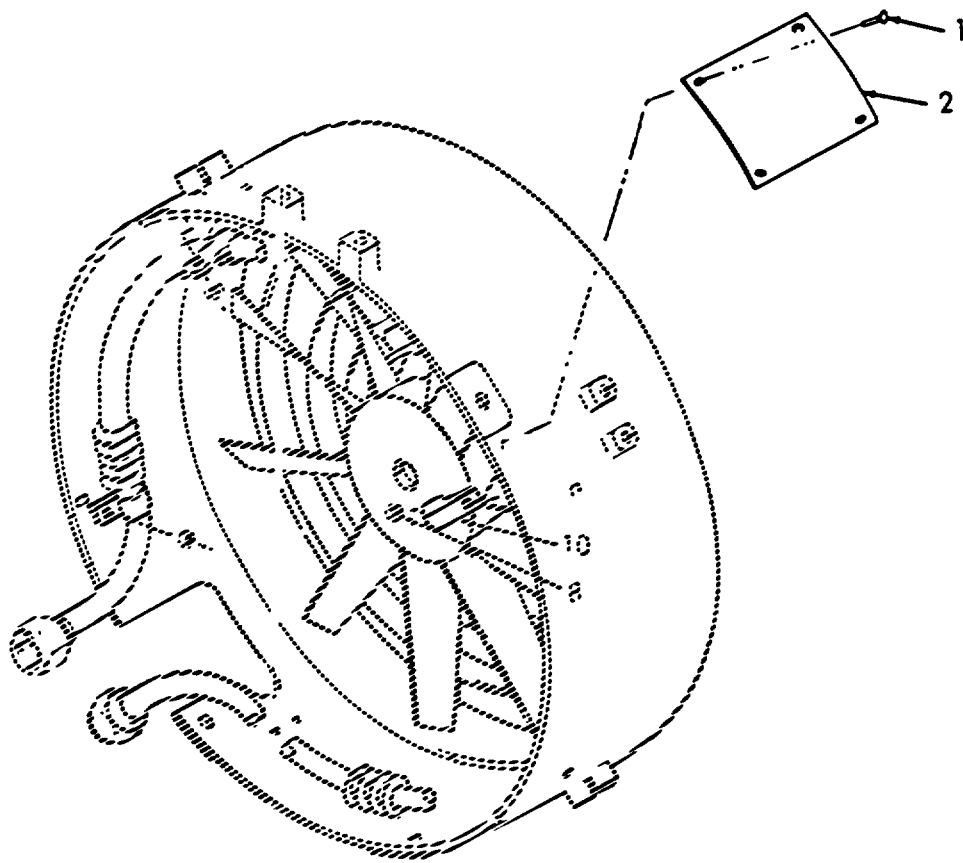
(1) ILLUSTRATION		(2)	(3)	(4)	(5)	(6)	(7)	(8)
(a) FIG NO.	(b) ITEM NO.	SMR CODE	NATIONAL STOCK NUMBER	FSCM	PART NUMBER	DESCRIPTION	U/M	QTY INC IN UNIT
						USABLE ON CODE		
						GROUP 15 ACCESSORY GROUP		
43	1	PAOZZ	4730-00-196-0341	93064	DHS440V	COUPLING, HALF, QUICK DISCONNECT.....	EA	1
43	2	PAOZZ		88044	AN816-4-4C	NIPPLE, FLARED TUBE TO PIPE	EA	1
43	3	PAOZZ	4720-00-022-1016	81349	MILH38390	HOSE, ASSEMBLY, PNEUMATIC	EA	1
43	4	PAOZZ		88044	AN815-4C	UNION, FLARE TUBE.....	EA	2
43	5	PAOZZ	5330-00-959-1048	80205	NAS1595-4	PACKING, PREFORMED	EA	2
43	6	XBOZZ		28968	PY271MOD1	VALVE, NEEDLE	EA	1
43	7	PAOZZ		78385	4428-0402	TUBE ASSEMBLY	EA	1
43	8	XBOZZ		18430	HF300	CHUCK, AIR	EA	1
43	9	XBOZZ		18876	8013290	PLUNGER, AIR (SHIPPED LOOSE).....	EA	1



TS 4310-346-34P/44

Figure 44. Data Plates.

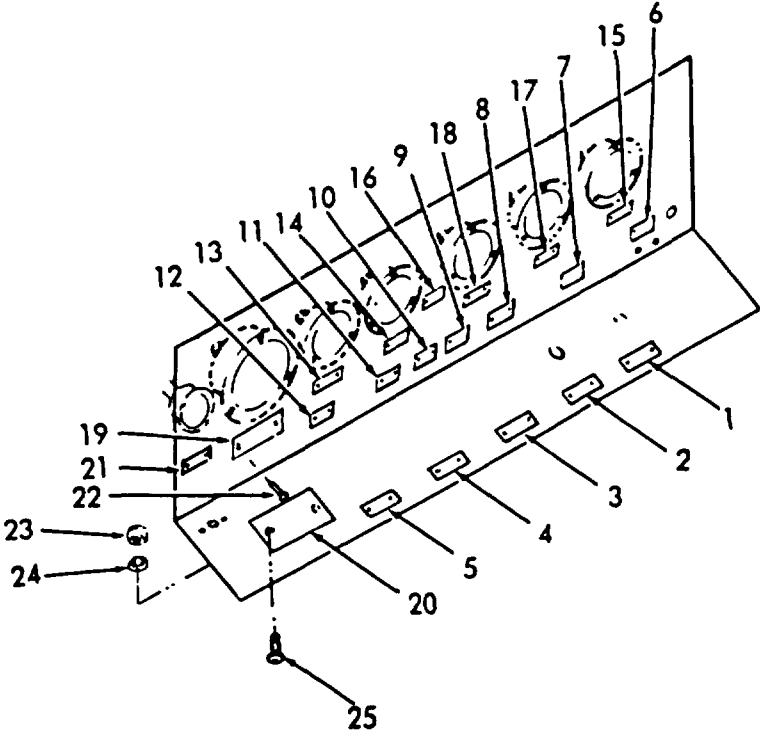
(1) ILLUSTRATION		(2)	(3)	(4)	(5)	(6)	(7)	(8)
(a) FIG NO.	(b) ITEM NO.	SMR CODE	NATIONAL STOCK NUMBER	FSCM	PART NUMBER	DESCRIPTION	U/M	QTY INC IN UNIT
						USABLE ON CODE		
						GROUP 16 DATA PLATES		
44	1	PAOZZ	5310-00-807-1468	96906	MS21042-4	HUT, PLATE MTG	EA	4
44	2	PAOZZ	5310-00-141-1795	88044	AN960-416	WASHER, PLATE MTG	EA	4
44	3	XDOZZ	5305-00-767-5081	78385	489656	SCREW, PLATE.....	EA	4
44	4	XBOZZ		78385	434-0342	PLATE, STEWART-WARNER NAME IDENTIFICATION	EA	2
44	5	PAOZZ	5305-00-253-5606	96906	MS21318-7	SCREW, DRIVE-PLATE MOUNTING	EA	8
44	6	XBZZ		78385	634-0013	PLATE, END ITEM IDENTIFICATION	EA	1
44	7	XBOZZ		78385	434-0348	PLATE, INSTRUCTION, DEHYDRATOR	EA	1
44	8	PAOZZ	5320-00-510-7823	07707	AD42ABS	RIVET, BLIND	EA	40
44	9	XBOZZ		78385	434-0351	PLATE, INFORMATION, ELECTRICAL SCHEMATIC	EA	1
44	10	XBOZZ		78385	434-0350	PLATE, INSTRUCTION, OPERATION	EA	1
44	11	XBOZZ		78385	434-0349	PLATE, INFORMATION, PNEUMATIC SCHEMATIC	EA	1
44	12	XBOZZ		78385	434-0347	PLATE, SHIPPING DATA.....	EA	1
44	13	XBOZZ		78385	434-0345	PLATE, WARNING, MOISTURE SEPARATOR, DUMP.....	EA	1
44	14	XBOZZ		78385	434-0361	PLATE, WARNING.....	EA	2



TS 4310-346-34P/45

Figure 45. Data Plates.

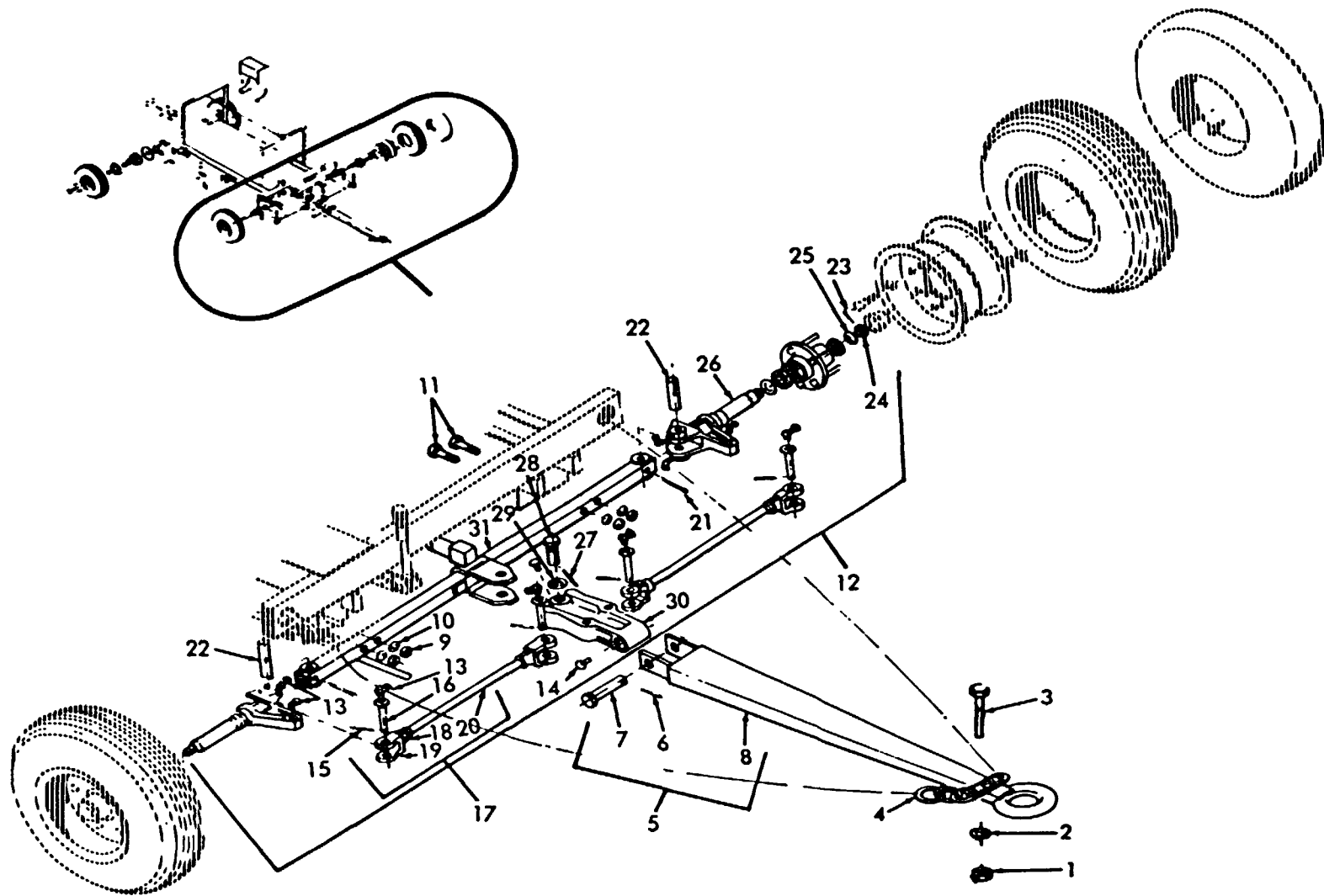
(1) ILLUSTRATION		(2) SMR CODE	(3) NATIONAL STOCK NUMBER	(4) FSCM	(5) PART NUMBER	(6) DESCRIPTION USABLE ON CODE	(7) U/M	(8) QTY INC IN UNIT
(a) FIG NO.	(b) ITEM NO.							
45	1	PAFZZ		88044	AN535-2-2	RIVET.....	EA	4
45	2	XBFZZ		78385	434-0341	PLATE, IDENTIFICATION	EA	1



TS 4310-346-34P/46

Figure 46. Control Panel-Data Plates.

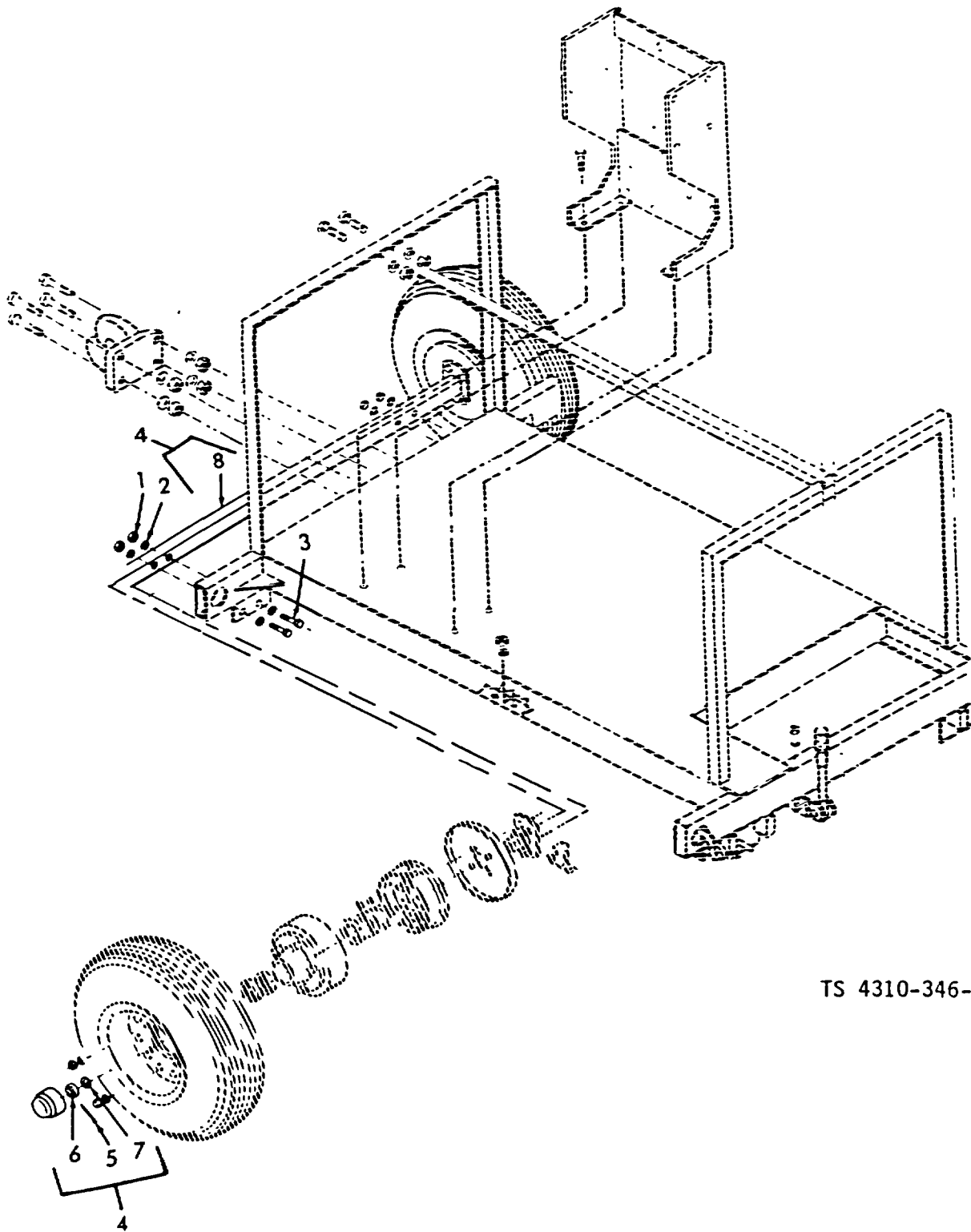
(1) ILLUSTRATION		(2)	(3)	(4)	(5)	(6)	(7)	(8)
(a) FIG NO.	(b) ITEM NO.	SMR CODE	NATIONAL STOCK NUMBER	FSCM	PART NUMBER	DESCRIPTION	U/M	QTY INC IN UNIT
						USABLE ON CODE		
46	1	XBOZZ		78385	434-0337	PLATE, IDENTIFICATION, OUTLET SHUTOFF	EA	1
46	2	XBOZZ		78385	434-0336	PLATE, IDENTIFICATION, HOSE BLEED	EA	1
46	3	XBOZZ		78385	434-0335	PLATE, IDENTIFICATION, MOISTURE SEPARATOR HEATER	EA	1
46	4	XBOZZ		78385	434-0334	PLATE, IDENTIFICATION, HOUR METER	EA	1
46	5	XBOZZ		78385	434-0333	PLATE, IDENTIFICATION, AUXILIARY POWER, 24 DC	EA	1
46	6	XBOZZ		78385	434-0332	PLATE, IDENTIFICATION, PRESSURE OUTLET	EA	1
46	7	XBOZZ		78385	434-0331	PLATE, IDENTIFICATION, INTERIOR LIGHT.....	EA	1
46	8	XBOZZ		78385	434-0330	PLATE, IDENTIFICATION, START.....	EA	1
46	9	XBOZZ		78385	434-0329	PLATE, IDENTIFICATION, SAFETY CIRCUIT BY PASS.....	EA	1
46	10	XBOZZ		78385	434-0328	PLATE, IDENTIFICATION, SYSTEM.....	EA	1
46	11	XBOZZ		78385	434-0327	PLATE, IDENTIFICATION, MOISTURE SEPARATOR, DUMP	EA	1
46	12	XBOZZ		78385	434-0326	PLATE, IDENTIFICATION, PANEL LIGHTS	EA	1
46	13	XBOZZ		78385	434-0325	PLATE, IDENTIFICATION, RESERVOIR PRESSURE.....	EA	1
46	14	XBOZZ		78385	434-0324	PLATE, IDENTIFICATION, AFTERCOOLER PRESSURE	EA	1
46	15	XBOZZ		78385	434-0323	PLATE, IDENTIFICATION, 3RD STAGE PRESSURE.....	EA	1
46	16	XBOZZ		78385	434-0322	PLATE, IDENTIFICATION, CLUTCH.....	EA	1
46	17	XBOZZ		78385	434-0321	PLATE, IDENTIFICATION, 2ND STAGE PRESSURE.....	EA	1
46	18	XBOZZ		78385	434-0320	PLATE, IDENTIFICATION, 1ST STAGE PRESSURE.....	EA	1
46	19	XBOZZ		78385	434-0319	PLATE, IDENTIFICATION, SERVICE LINE PRESSURE.....	EA	1
46	20	XBOZZ		27193	30-5632-14	PLATE, ON-OFF, HEATER	EA	1
46	21	XBOZZ		78385	434-0364	PLATE, IDENTIFICATION, AMMETER	EA	1
46	22	PAOZZ	5320-00-510-7823	07707	AD42ABS	RIVET, BLIND	EA	40
46	23	PAOZZ	5310-00-934-9747	96906	MS35649-262	NUT	EA	3
46	24	PAOZZ	5310-00-209-0788	96906	MS35335-30	WASHER, LOCK	EA	2
46	25	PAOZZ	5305-00-984-4984	96906	MS35206-227	SCREW, MACHINE	EA	2



TS 4310-346-34P/47

Figure 47. Front Axle and Draw Bar.

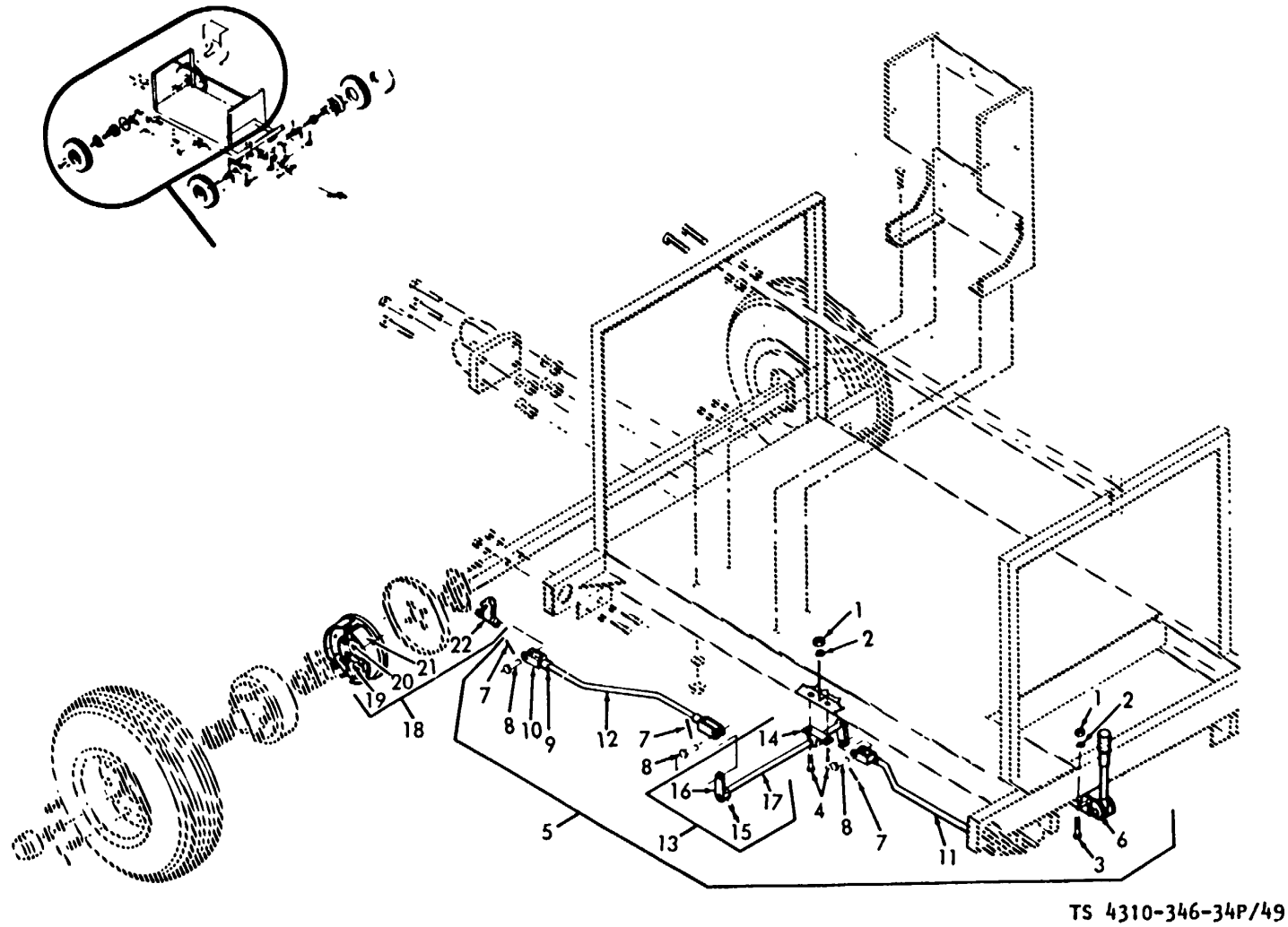
(1) ILLUSTRATION		(2)	(3)	(4)	(5)	(6)	(7)	(8)
(a) FIG NO.	(b) ITEM NO.	SMR CODE	NATIONAL STOCK NUMBER	FSCM	PART NUMBER	DESCRIPTION	U/M	QTY INC IN UNIT
						USABLE ON CODE		
						GROUP 17 FRONT AXLE		
47	1	PAOZZ	5310-00-763-8901	96906	MS51968-23	NUT	EA	1
47	2	PAOZZ	5310-00-584-7888	96906	MS35338-51	WASHER, LOCK.....	EA	1
47	3	PAOZZ	5305-00-762-6041	96906	MS90727-189	SCREW, CAP HEXAGON HEAD	EA	1
47	4	XBOZZ		97403	13208E8881	CHAIN, SAFETY	EA	2
47	5	XBOZZ		95026	5-7016	.DRAWBAR ASSEMBLY, LIGHT CHANNEL - 3 DIA, HOLLOW EYE, 47-7/8.....	EA	1
						IN CENTER.....		
47	6	XBOZZ		95026	9X207	.PIN, COTTER, HINGE PIN.....	EA	1
47	7	XBOZZ		95026	14-801	.PIN, HINGE.....	EA	1
47	8	XAOZZ		95026	7016-05	.DRAWBAR, SUB-ASSEMBLY	EA	1
47	9	XBFZZ	5310-00-113-3757	96906	MS35650-3392	NUT, AXLE TO FRAME.....	EA	4
47	10	PAFZZ		96906	MS35338-48	WASHER, LOCK.....	EA	4
47	11	PAFZZ	5305-00-716-8181	96906	MS90726-118	SCREW, AXLE TO FRAME.....	EA	4
47	12	XBFZZ		95026	K170-2	FRONT AXLE ASSEMBLY, 1-3/4 SQUARE-SERIES DAI-NO.90	EA	1
						SPINDLE-BASED ON 45 DEG TURN ANGLE-60 IN TRACK-STD CAMBER		
47	13	PAOZZ	4730-00-808-3833	95026	3-410	.FITTING, LUBRICATION, AXLE.....	EA	8
47	14	XBOZZ		95026	4-410	.FITTING, LUBRICATION, AXLE.....	EA	2
47	15	XBFZZ	5315-00-234-1664	95026	9X186	.PIN, COTTER, YOKE PIN	EA	4
47	16	XBFZZ	5315-00-536-1044	95026	11-801	.PIN, STRAIGHT, HEADED	EA	4
47	17	XBFZZ		95026	6LT485	.TIE ROD ASSEMBLY	EA	2
47	18	XBFZZ		95026	5X168	.NUT, JAM, TIE ROD	EA	2
47	19	XBFZZ		95026	1-514	.YOKE	EA	2
47	20	XBFZZ		95026	6R2105	.TIE ROD	EA	1
47	21	XBFZZ	5315-01-025-4737	95026	18-400	.PIN, ROLL, AXLE	EA	2
47	22	XBFZZ	2530-00-613-6061	95026	7-809	.PIN, KING.....	EA	2
47	23	XBOZZ		95026	9X148	.PIN, COTTER, SPINDLE.....	EA	2
47	24	XBOZZ	5310-00-911-5467	95026	2-906	.NUT, SPINDLE	EA	2
47	25	XBOZZ	5310-00-911-5468	95026	7-914	.WASHER, KEY, SPINDLE	EA	2
47	26	XBFZZ		95026	15-1205	.SPINDLE AND KNUCKLE	EA	2
47	27	XBFZZ		95026	9X206	.PIN, COTTER DRAWBAR PIN	EA	1
47	28	XBFZZ		95026	20-400	.PIN	EA	1
47	29	XBFZZ		95026	11X147	.WASHER. FLAT, PIN MTG	EA	3
47	30	XBFZZ	2530-00-608-8092	95026	13-504	.CENTER ARM.....	EA	1
47	31	XBFZZ		95026	K170-199	.AXLE BEAM.....	EA	1



TS 4310-346-34P/48

Figure 48. Frame, Running Gear Unit, Tires, Tubes and Components.

(1) ILLUSTRATION		(2)	(3)	(4)	(5)	(6)	(7)	(8)
(a) FIG NO.	(b) ITEM NO.	SMR CODE	NATIONAL STOCK NUMBER	FSCM	PART NUMBER	DESCRIPTION	U/M	QTY INC IN UNIT
						USABLE ON CODE		
						GROUP 18 REAR AXLE		
48	1	XBFZZ	5310-00-113-3757	96906	MS35650-3392	NUT, AXLE TO FRAME.....	EA	4
48	2	PAFZZ		96906	MS35338-48	WASHER, LOCK.....	EA	4
48	3	PAFZZ	5305-00-716-8181	96906	MS90726-118	BOLT, AXLE TO FRAME.....	EA	4
48	4	XBFZZ		95206	K170-4	REAR AXLE ASSEMBLY.....	EA	1
48	5	XBOZZ		95026	9X148	.PIN, COTTER, SPINDLE.....	EA	2
48	6	XBOZZ	5310-00-911-5467	95026	2-906	.NUT, SPINDLE.....	EA	2
48	7	XBOZZ	5310-00-911-5468	95026	7-914	.WASHER, KEY SPINDLE.....	EA	2
48	8	XAFZZ		95026	K170-198	.REAR AXLE BEAM.....	EA	1



TS 4310-346-34P/49

Figure 49. Hand Brake Assembly.

(1) ILLUSTRATION		(2)	(3)	(4)	(5)	(6)	(7)	(8)
(a) FIG NO.	(b) ITEM NO.	SMR CODE	NATIONAL STOCK NUMBER	FSCM	PART NUMBER	DESCRIPTION	U/M	QTY INC IN UNIT
						USABLE ON CODE		
						GROUP 19 BRAKES		
49	1	PAFZZ	5310-00-056-3395	96906	MS35649-2382	NUT, PLAIN, HEXAGON	EA	6
49	2	PAFZZ		96906	MS35338-46	WASHER, LOCK.....	EA	6
49	3	PAFZZ	5305-00-269-3217	96906	MS90725-67	SCREW, HAND LEVER.	EA	2
49	4	PAFZZ	5305-00-942-2196	96906	MS90725-60	SCREW, BRAKE CROSS SHAFT HANGER	EA	4
49	5	XBFZZ		95026	K170-197	BRAKE RIGGING.....	EA	1
49	6	XBFZZ		95026	6-7064	.HANDLEVER ASSEMBLY	EA	1
49	7	XBFZZ		95026	9X123	.PIN, COTTER	EA	5
49	8	XBFZZ		95026	33X203	.PIN, YOKE	EA	5
49	9	XBFZZ		95026	5X102	.NUT, JAM	EA	6
49	10	XBFZZ	5340-00-308-6129	95026	33X103	.YOKE	EA	6
49	11	XBFZZ		95026	7046-463	.ROD, BRAKE, 3/8 X 21 IN. LG	EA	1
49	12	XBFZZ		95026	7046-210	.ROD, BRAKE, 3/8 X 46-3/4 IN. LG	EA	2
49	13	XBFZZ		95026	K170-7	.CROSS SHAFT ASSEMBLY	EA	1
49	14	XBFZZ		95026	7047-4	.HANGER	EA	2
49	15	XDFZZ	5315-00-543-3714	95026	27X465C	.PIN. GROOVED, HEADLESS.....	EA	3
49	16	XBFZZ	2530-00-871-6901	95026	7047-3	.LEVER, CROSS.....	EA	3
49	17	XBFZZ		95026	K170-8	.CROSS SHAFT.....	EA	1
49	18	XBFZZ		95026	1-8142	.BRAKE ASSEMBLY.....	EA	2
49	19	XBFZZ	4520-00-625-2977	95026	8142-6	.SPRING, RETURN.....	EA	1
49	20	XBFZZ		95026	2-906	.NUT	EA	2
49	21	PAFZZ	2530-00-175-9637	95026	8142-4	.SHOE AND LINING	EA	2
49	22	XBFZZ	2530-00-628-1023	95026	8142-8	.LEVER AND BOLT, CAMSHAFT.....	EA	1

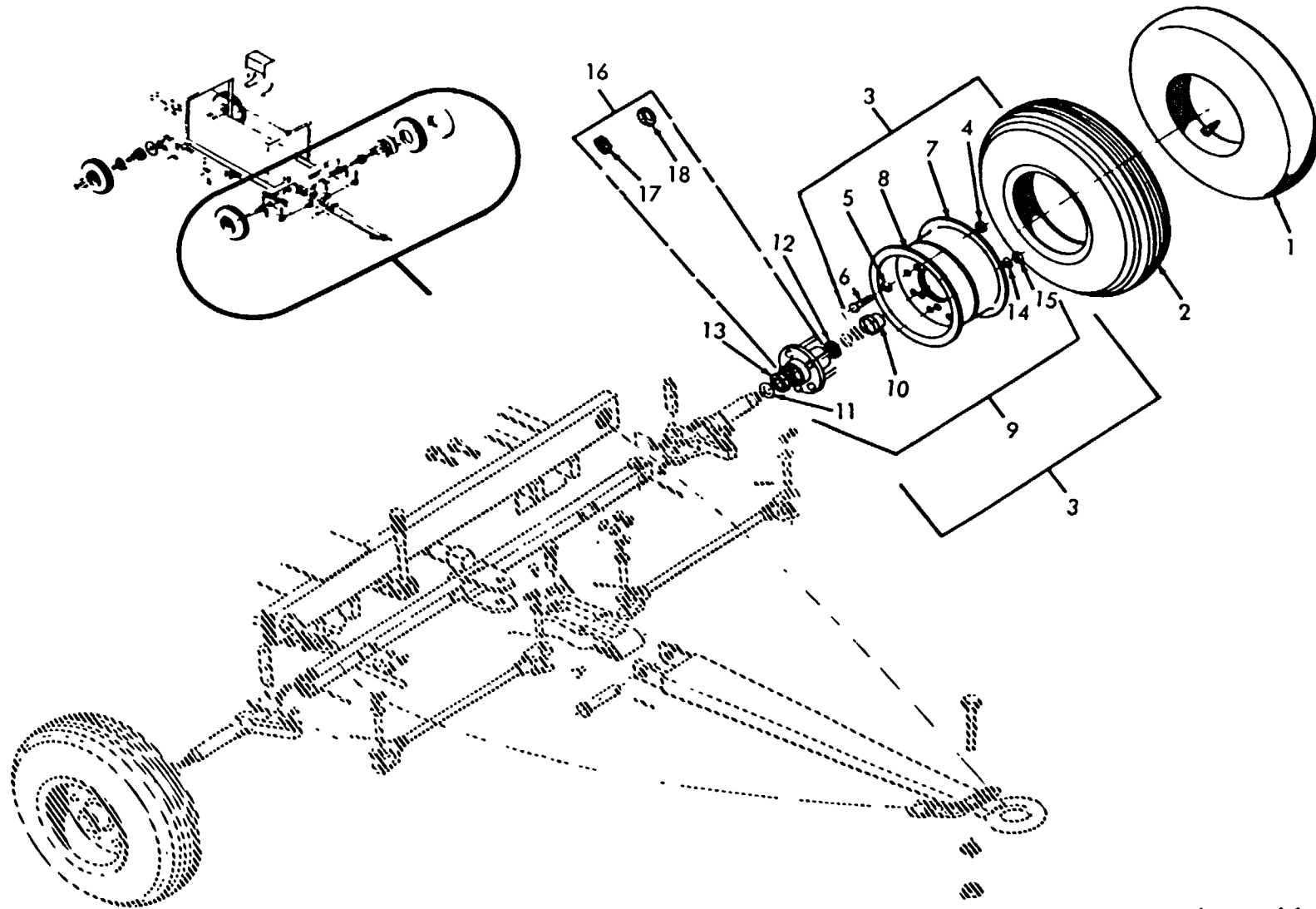
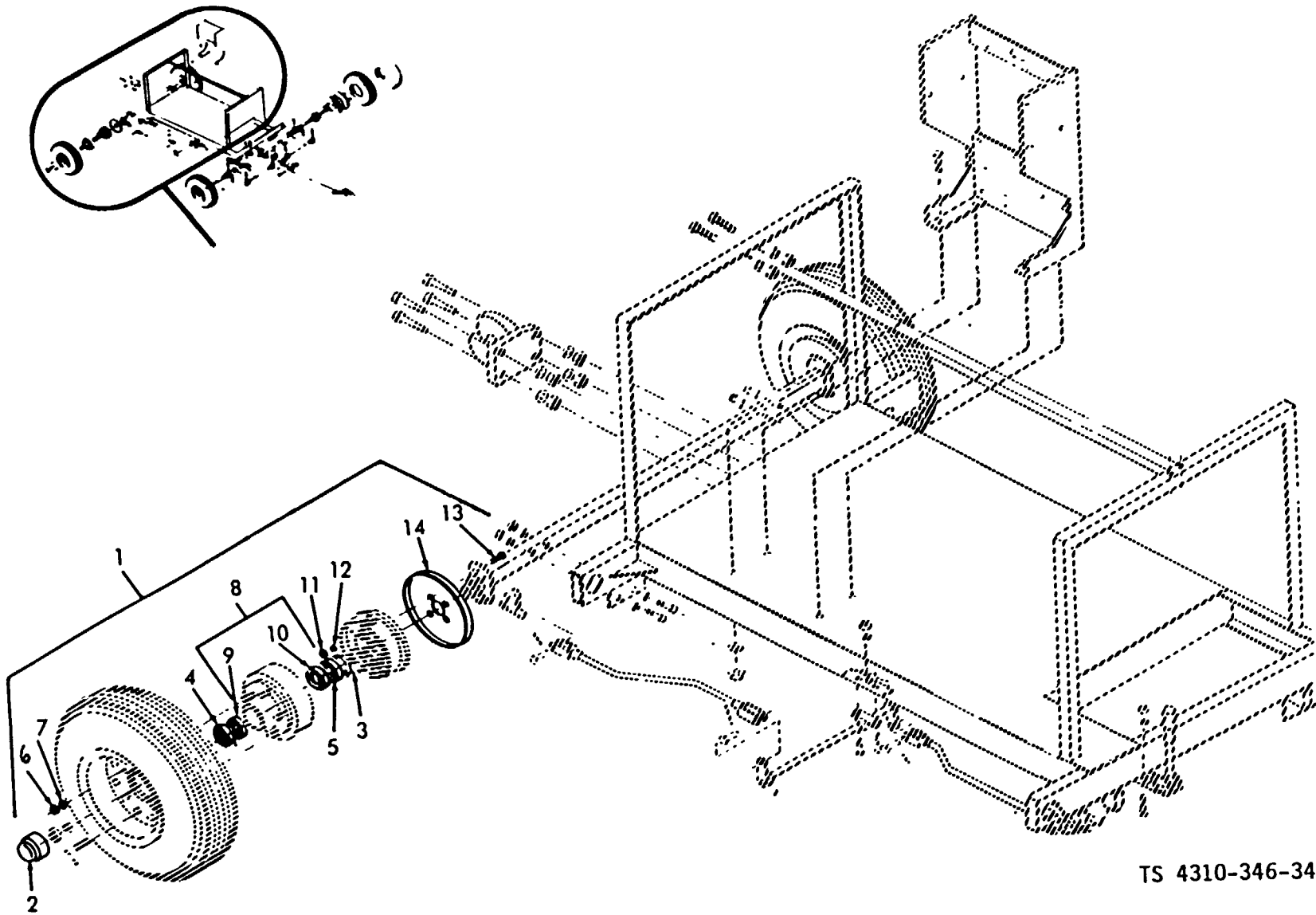


Figure 50. Wheels, Tires, Tubes, Hub and Components.

TS 4310-346-34P/50

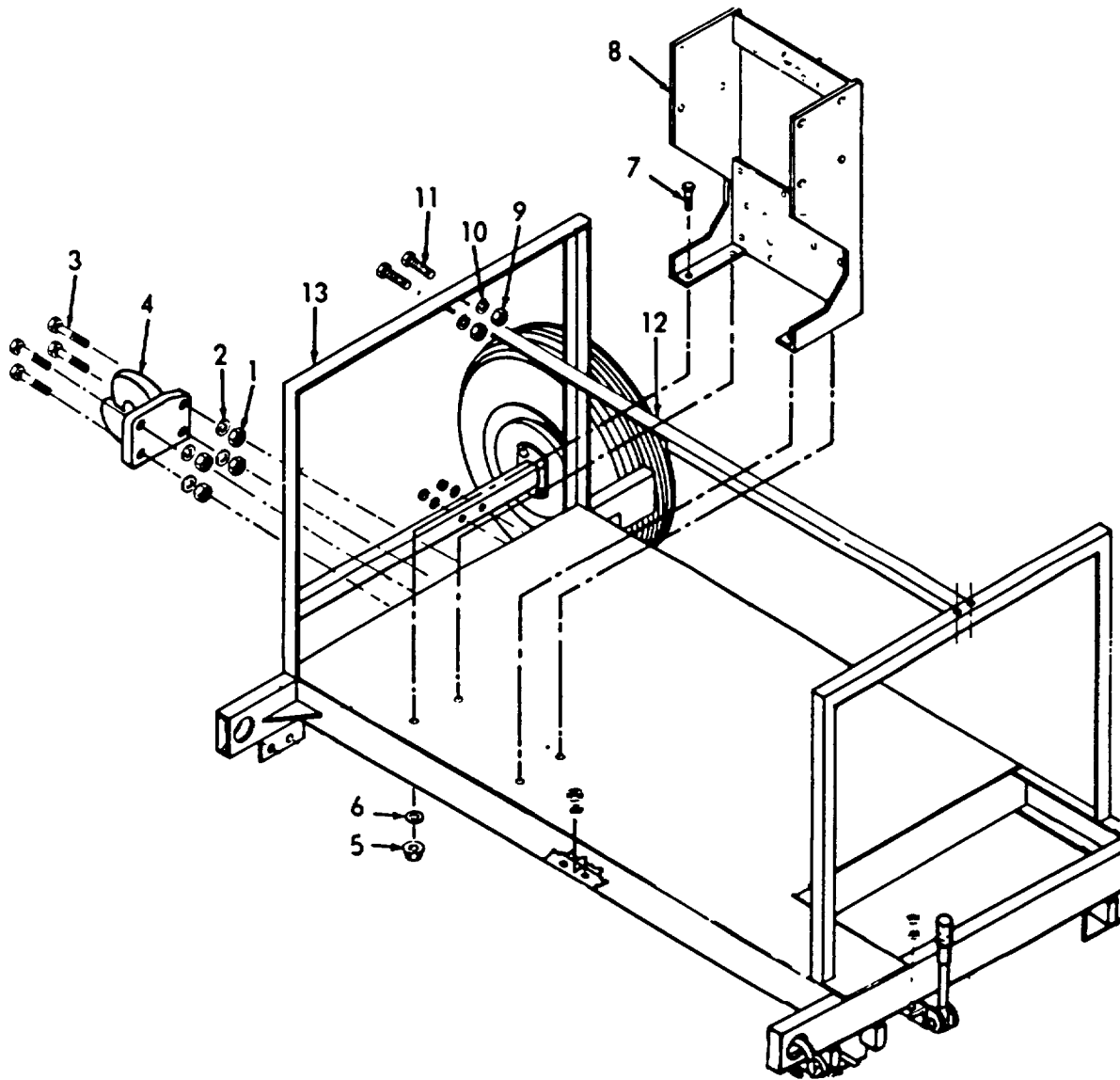
(1) ILLUSTRATION		(2)	(3)	(4)	(5)	(6)	(7)	(8)
(a) FIG NO.	(b) ITEM NO.	SMR CODE	NATIONAL STOCK NUMBER	FSCM	PART NUMBER	DESCRIPTION	U/M	QTY INC IN UNIT
						USABLE ON CODE		
						GROUP 20 WHEELS		
50	1	PAOZZ		96906	MS35392-52	TUBE.....	EA	4
50	2	PAOZH	2610-00-050-9840	96906	MS35389-6	TIRE.....	EA	4
50	3	PAOZZ	2530-00-528-7224	96906	MS24325-1	WHEEL, PNEUMATIC TIRE.....	EA	4
50	4	PAOZZ	5310-00-732-0555	96906	MS51968-8	.NUT, PLAIN, HEXAGON, WHEEL	EA	8
50	5	PAOZZ		96906	MS35338-46	.WASHER, LOCK, WHEEL	EA	8
50	6	PAOZZ	5305-00-269-3209	96906	MS90725-58	.SCREW, CAP, HEXAGON HEAD, WHEEL	EA	8
50	7	XAOZZ		96906	MS24325	.DISC, WHEEL, W/VALVE HOLE.....	EA	4
50	8	XAOZZ		96906	MS24325	.DISC, WHEEL, W/O VALVE HOLE	EA	4
50	9	XBOZZ		95026	10-606	.HUB ASSEMBLY, FRONT.....	EA	2
50	10	XBOZZ		95026	15-1001	..CAP, GREASE.....	EA	1
50	11	PAOZZ	5330-00-631-6649	95026	14-1000	..SEAL, GREASE	EA	1
50	12	PAOZZ	3110-00-198-2169	95026	17X136	..CONE, OUTER BEARING	EA	1
50	13	PAOZZ	3110-00-100-3537	95026	17X138	..CONE AND ROLLERS.....	EA	1
50	14	PAOZZ		96906	MS35338-48	..WASHER, HUB.....	EA	5
50	15	PAOZZ	5310-00-732-0560	96906	MS51968-14	..NUT, WHEEL AXLE	EA	5
50	16	XAOZZ		95026	12-606	..HUB SUB-ASSEMBLY	EA	1
50	17	PAOZZ	3110-00-198-2170	95026	17X135	...CUP, OUTER BEARING.....	EA	1
50	18	PAOZZ	3110-00-100-0542	95026	17X137	...CUP, INNER BEARING.....	EA	11



TS 4310-346-34P/51

Figure 51. Brake Drum and Components.

(1) ILLUSTRATION		(2)	(3)	(4)	(5)	(6)	(7)	(8)
(a) FIG NO.1	(b) ITEM NO.1	SMR CODE	NATIONAL STOCK NUMBER	FSCM	PART NUMBER	DESCRIPTION	U/M	QTY INC IN 2 UNIT
				95026	21-606	HUB AND DRUM ASSEMBLY	EA	
						USABLE ON CODE		
51	2	XBOZZ		95026	15-1001	.CAP, GREASE.....	EA	1
51	3	PAOZZ	5330-00-631-6649	95026	14-1000	.SEAL, GREASE	EA	1
51	4	PAOZZ	3110-00-198-2169	95026	17X136	.CONE, OUTER BEARING.....	EA	1
51	5	XBOZZ	3110-00-100-3537	95026	17X138	.CONE AND ROLLERS.....	EA	1
51	6	PAOZZ	5310-00-732-0560	96906	MS51968-14	.NUT, WHEEL	EA	5
51	7	PAOZZ		96906	MS35338-48	.WASHER, LOCK.....	EA	5
51	8	XAOZZ		95026	20-606	.HUB AND DRUM SUB-ASSEMBLY	EA	1
51	9	PAOZZ	3110-00-198-2170	95026	17X135	..CUP, OUTER BEARING.....	EA	1
51	10	PAOZZ	3110-00-100-0542	95026	17X137	..CUP, INNER BEARING.....	EA	1
51	11	PAFZZ	5310-00-732-0559	96906	MS51968-8	.NUT, PLAIN, HEXAGON, SHIELD MTG	EA	8
51	12	PAFZZ		96906	MS35338-46	.WASHER, LOCK SHIELD MTG	EA	8
51	13	XBFZZ		96906	MS35292-62	.BOLT, SHIELD MTG	EA	8
51	14	XBFZZ		95026	8142-1	.SHIELD, DUST	EA	2



TS 4310-346-34P/52

Figure 52. Frame and Pintle.

(1) ILLUSTRATION		(2)	(3)	(4)	(5)	(6)	(7)	(8)
(a) FIG NO.	(b) ITEM NO.	SMR CODE	NATIONAL STOCK NUMBER	FSCM	PART NUMBER	DESCRIPTION	U/M	QTY INC IN UNIT
						USABLE ON CODE		
						GROUP 21 FRAME, DRAWBAR AND TOWING ATTACHMENT		
52	1	XBOZZ	5310-00-113-3757	96906	MS35650-3392	NUT, PINTLE TO FRAME	EA	4
52	2	PAOZZ		96906	MS35338-48	WASHER, LOCK	EA	4
52	3	PAOZZ	5305-00-725-0154	M6306	MS90727-112	SCREW, CAP, HEXAGON HEAD	EA	4
52	4	XBOZZ	2540-00-835-9039	96906	MS51335-2	PINTLE ASSEMBLY, TOW	EA	1
52	5	PAFZZ	5310-00-056-3395	96906	M35649-2382	NUT, PLAIN, HEXAGON	EA	4
52	6	PAFZZ		96906	MS35338-46	WASHER, LOCK.....	EA	4
52	7	PAFZZ	5305-00-942-2196	96906	MS90725-60	SCREW	EA	4
52	8	XBFZZ		78385	4407-0100	BRACKET, AIR RESERVOIR MTG	EA	1
52	9	PAOZZ	5310-00-997-1888	96906	MS35649-2252	NUT	EA	4
52	10	PAOZZ	5310-00-582-5965	96906	MS35338-44	WASHER, LOCK	EA	4
52	11	PAOZZ	5305-00-068-0502	96906	MS90725-6	SCREW	EA	4
52	12	XBOZZ		78385	G704777	CHANNEL, COVER SUPPORT.....	EA	1
52	13	XBHZZ		78385	G704772	FRAME ASSEMBLY	EA	1

NATIONAL STOCK NUMBER AND PART NUMBER INDEX

STOCK NUMBER	FIGURE NO.	ITEM NO.	STOCK NUMBER	FIGURE NO.	ITEM NO.
4820-00-001-3964	42	13	5310-00-141-1795	44	2
4440-00-001-6294	38	1	5310-00-141-3010	25	3
5310-00-001-9896	14	4	5310-00-141-3010	33	4
5310-00-001-9896	24	11	5305-00-150-9209	39	4
2990-00-008-1678	17	14	5305-00-150-9268	27	3
4310-00-008-4793	24	23	5305-00-150-9269	27	14
4330-00-008-8820	21	5	5306-00-151-1335	14	7
3010-00-009-2097	15	1	5306-00-151-1335	24	12
6685-00-009-5175	20	13	5310-00-153-2112	10	14
4330-00-009-8595	35	10	6240-00-155-8714	10	26
5930-00-015-0041	36	12	5330-00-161-1602	29	6
5360-00-015-0234	31	7	5310-00-161-9561	10	13
2835-00-015-0239	30	21	5330-00-166-1063	26	9
3020-00-015-0240	31	11	5310-00-167-0818	27	8
6240-00-019-3102	9	7	5310-00-167-0821	12	12
4720-00-022-1016	43	3	5310-00-167-0821	12	19
4720-00-024-3972	4	14	5310-00-167-0837	14	3
4330-00-025-3493	5	15	5310-00-167-0837	24	10
5305-00-040-9308	16	9	5930-00-172-1393	16	25
5310-00-045-3296	1	2	5945-00-172-1394	36	15
5310-00-045-3296	1	25	5945-00-172-1394	37	15
5310-00-045-3296	35	2	5930-00-172-1395	26	1
5310-00-045-3296	41	2	5945-00-172-1397	13	14
5310-00-045-4007	2	14	5930-00-172-1398	35	9
2610-00-050-9840	50	2	5930-00-172-1399	41	5
4730-00-055-7365	40	13	4820-00-172-5647	37	4
5310-00-056-3395	6	6	4730-00-172-5648	37	5
5310-00-056-3395	14	8	4730-00-172-5649	40	8
5310-00-056-3395	49	1	4730-00-172-5650	40	12
5310-00-056-3395	52	5	3020-00-172-5651	25	19
6140-00-057-2553	12	14	4710-00-175-9315	5	4
5305-00-058-6884	37	12	4710-00-175-9316	5	3
5305-00-059-3659	4	21	4710-00-175-9317	16	10
5305-00-059-3659	17	11	4710-00-175-9318	16	14
5310-00-061-0004	19	11	4710-00-175-9319	16	15
5310-00-061-7326	27	7	4710-00-175-9321	4	19
5310-00-064-1849	11	21	4710-00-175-9322	4	17
5305-00-068-0501	2	15	4710-00-175-9323	4	9
5305-00-068-0501	5	6	4730-00-175-9324	4	7
5305-00-068-0501	20	4	4710-00-175-9325	4	5
5305-00-068-0501	23	10	4710-00-175-9326	22	7
5305-00-068-0502	2	1	4710-00-175-9327	22	1
5305-00-068-0502	16	16	4710-00-175-9328	22	2
5305-00-068-0502	17	3	4710-00-175-9329	22	3
5305-00-068-0502	52	11	4710-00-175-9330	22	4
5305-00-071-2237	21	4	4710-00-175-9348	22	5
5305-00-071-2240	15	3	4710-00-175-9351	22	6
5305-00-071-2241	16	13	4710-00-175-9352	20	17
5305-00-071-2511	37	9	4710-00-175-9353	20	14
2940-00-071-2653	20	5	4710-00-175-9354	41	6
5310-00-080-6004	6	8	4710-00-175-9356	41	13
5310-00-080-6004	14	6	4710-00-175-9358	34	5
5310-00-080-6004	24	13	4710-00-175-9361	34	7
5310-00-080-8495	12	1	4710-00-175-9362	34	24
5310-00-080-9786	18	15	4710-00-175-9378	37	1
5310-00-082-1404	8	2	4710-00-175-9381	34	6
5305-00-088-9044	1	22	4310-00-175-9383	41	18
6645-00-089-8842	10	8	4710-00-175-9384	34	4
3110-00-100-0542	50	18	4710-00-175-9389	34	3
3110-00-100-0542	51	10	4710-00-175-9392	34	2
3110-00-100-3537	50	13	4710-00-175-9410	42	7
3110-00-100-3537	51	5	4710-00-175-9430	42	6
5340-00-104-7582	27	10	4710-00-175-9441	42	5
3110-00-112-5884	33	20	4710-00-175-9482	42	4
3110-00-112-5884	33	22	4710-00-175-9544	27	17
3110-00-112-5884	33	24	4310-00-175-9559	31	20
5310-00-113-3757	47	9	2910-00-175-9574	2	25
5310-00-113-3757	48	1	2530-00-175-9637	49	21
5310-00-113-3757	52	1	4310-00-175-9827	33	9
2910-00-115-0471	2	24	6140-00-179-6781	12	9
4730-00-118-5096	20	18	6140-00-179-6895	12	7
5310-00-124-9110	26	14	5305-00-180-0037	31	5
5330-00-132-6943	26	7	5306-00-182-2008	5	14
5305-00-135-1063	8	10	5306-00-182-2020	25	1
5310-00-135-1116	8	1	5310-00-184-9562	16	21
5305-00-135-3032	19	15	5310-00-186-4946	27	20
5310-00-141-1795	1	6	5310-00-186-4947	20	29
5310-00-141-1795	12	2	5310-00-186-4947	34	13
5310-00-141-1795	24	7	5310-00-186-4947	42	10
5310-00-141-1795	27	6	4730-00-187-3600	40	4

SECTION IV

TM 5-4310-346-34P

NATIONAL STOCK NUMBER AND PART NUMBER INDEX

STOCK NUMBER	FIGURE NO.	ITEM NO.	STOCK NUMBER	FIGURE NO.	ITEM NO.
4730-00-188-8032	13	4	5305-00-269-3216	7	1
4820-00-191-7127	20	26	5305-00-269-3217	49	3
4730-00-196-0341	43	1	4730-00-270-4613	4	13
4730-00-196-0350	20	20	4730-00-270-4613	19	1
4710-00-196-2155	4	12	5925-00-271-8659	10	24
4710-00-196-2209	4	1	4730-00-274-8520	4	16
4710-00-196-2311	22	8	4730-00-277-5082	40	10
4310-00-196-4756	34	14	4730-00-277-6339	33	1
4810-00-196-5007	37	10	4730-00-277-6372	20	28
4310-00-196-5149	13	13	4730-00-277-6372	34	12
3040-00-196-5159	15	11	4730-00-277-6372	42	9
5330-00-196-5322	38	5	4730-00-277-6375	27	19
4730-00-196-6839	39	2	4730-00-278-0187	5	5
4310-00-196-8931	39	13	4730-00-278-3680	26	1
4310-00-197-0200	39	11	4730-00-218-4140	4	2
2520-00-197-0205	26	8	4730-00-278-2764	19	2
4310-00-197-0210	32	3	4730-00-278-8765	33	30
4310-00-197-0256	30	12	4730-00-278-8829	19	3
5340-00-197-0393	30	18	4130-00-219-0116	26	15
4310-00-197-2290	30	30	5365-00-282-0081	38	7
4310-00-197-2354	30	z	5305-00-282-4919	34	20
4310-00-197-2815	29	5	5365-00-287-0103	33	2
4310-00-197-3044	29	9	4730-00-287-1691	4	6
4316-00-197-3923	29	13	4730-00-287-1766	2	29
4310-00-197-3924	28	2	4730-00-287-1766	23	3
4310-00-197-3993	28	17	3110-00-289-6733	32	2
4310-00-197-4011	28	22	5325-00-290-3777	12	17
3040-00-197-4031	33	13	5905-00-302-1070	19	7
4710-00-197-4032	33	31	5340-00-308-6129	49	10
3110-00-198-2169	50	12	4520-00-312-2017	19	13
3110-00-198-2169	51	4	5930-00-312-2156	18	20
3110-00-198-2170	50	17	4730-00-331-4950	35	6
3110-00-198-2170	51	9	4730-00-331-4950	41	14
5340-00-205-6301	11	25	5310-00-333-7341	le	5
5306-00-207-0895	27	9	2540-00-344-8601	18	13
5310-00-208-3755	28	1	4730-00-359-9487	23	5
5310-00-208-5769	20	19	5330-00-400-0608	28	10
5310-00-209-0786	3	7	6210-00-404-0558	8	4
5310-00-209-0786	10	10	5310-00-407-9566	7	4
5310-00-209-0786	17	4	5310-00-407-9566	24	2
5310-00-209-0786	20	3	5310-00-407-9566	41	16
5310-00-260-0788	9	9	4730-00-410-4408	4	11
5310-00-209-0788	10	6	4730-00-410-5490	4	8
5310-00-209-0788	20	7	4820-00-410-7002	35	5
5310-00-209-0788	46	24	4832-00-410-7354	34	22
2990-00-213-1279	18	25	4820-00-410-7379	42	12
2540-00-216-6150	19	16	4820-00-41-17404	42	14
6210-00-224-3304	16	25	4820-00-410-7455	34	23
5305-00-225-3840	1	7	5330-00-420-5788	36	29
5305-00-225-3840	10	11	4710-00-432-1162	41	7
5305-00-225-3840	24	6	2920-00-432-1197	9	5
5306-00-225-8499	7	3	4310-00-432-1199	39	12
5306-00-226-4831	24	1	4730-00-432-1712	20	1
4730-00-231-3026	13	2	6210-00-432-6095	8	8
4730-00-231-3026	42	8	6210-00-432-6182	8	6
4730-00-231-3029	40	9	4730-00-433-2994	41	9
4130-00-231-4009	24	17	4730-00-433-2994	41	12
5315-00-234-1664	47	15	4540-00-433-3012	36	4
5360-00-235-1822	32	8	5330-00-435-7035	2	27
5360-00-235-1823	29	8	5330-00-435-7060	6	9
5360-00-235-1903	30	17	5330-00-435-7088	28	18
5360-00-235-1904	13	17	5330-00-435-7108	28	19
5360-00-235-1954	13	10	5330-00-435-7141	33	6
5360-00-235-2335	15	16	5935-00-445-4604	10	12
5310-00-241-6640	12	18	5305-00-456-2582	10	1
5310-00-245-8825	17	9	5330-00-461-0621	36	22
5325-00-249-6345	12	21	5330-00-461-0621	37	22
5930-00-253-0426	10	22	5340-00-461-1703	14	5
5305-00-253-5606	44	5	5340-00-461-1703	24	15
6240-00-266-9940	8	5	5330-00-461-5111	32	10
6240-00-266-9940	8	7	4710-00-483-1190	5	12
6240-00-266-9940	8	9	5310-00-494-8182	26	16
5303-00-269-2807	24	21	4730-00-510-7194	20	24
5305-00-269-3209	50	6	5320-00-510-7823	44	8
5305-00-269-3213	6	3	5320-00-510-7823	46	22
5305-00-269-3213	12	6	5340-00-514-0018	39	10
5305-00-269-3213	14	9	5305-00-514-7506	31	3
5305-00-269-3213	34	17	2530-00-528-7224	50	3
5305-00-269-3213	41	21	5315-00-536-1044	47	16

NATIONAL STOCK NUMBER AND PART NUMBER INDEX

STOCK NUMBER	FIGURE NO.	ITEM NO.	STOCK NUMBER	FIGURE NO.	ITEM NO.
4330-00-542-2060	21	6	6680-00-731-0032	25	5
5315-00-543-3033	39	7	5310-00-732-0558	6	1
5315-00-543-3714	49	15	5310-00-732-0558	12	4
5305-00-543-4662	25	10	5310-00-732-0558	34	15
5305-00-543-4662	31	1	5310-00-732-0558	41	19
5310-00-550-1130	25	2	5310-00-732-0559	50	4
5310-00-550-1130	27	4	5310-00-732-0559	51	11
5310-00-550-9449	30	1	5310-00-732-0560	50	15
1650-00-560-0691	36	20	5310-00-732-0560	51	6
1650-00-560-0691	37	20	4310-00-733-0561	38	3
5340-00-565-0011	9	3	4820-00-741-6960	5	1
5340-00-565-0011	11	26	5330-00-752-0346	19	9
4520-00-567-1630	17	2	5330-00-752-0358	19	14
5305-00-576-2328	18	19	5330-00-753-2002	26	19
5310-00-576-5752	26	3	5330-00-753-2002	28	5
5310-00-579-0079	18	23	5306-00-754-1787	31	15
4440-00-580-7293	38	13	5310-00-761-6882	10	9
5310-00-582-5965	1	15	5310-00-761-6882	20	2
5310-00-582-5965	2	3	5305-00-762-6041	47	3
5310-00-582-5965	2	7	5310-00-763-8901	47	1
5310-00-582-5965	16	12	5305-00-767-5081	44	3
5310-00-582-5965	23	9	5330-00-770-0242	17	7
5310-00-582-5965	24	5	5365-00-771-5636	15	13
5310-00-582-5965	27	15	5310-00-789-0398	4	20
5310-00-582-5965	37	8	5310-00-789-0398	9	1
5310-00-582-5965	52	10	5310-00-789-0398	11	27
5310-00-584-7888	47	2	5310-00-789-0398	17	12
4730-00-585-8394	16	1	5310-00-789-0398	18	14
5330-00-593-8970	25	16	5305-00-795-1122	16	22
5310-00-595-7237	34	16	5365-00-804-6859	32	1
5310-00-595-7237	41	20	5310-00-807-1467	28	3
5340-00-598-0597	11	24	5310-00-807-1468	25	18
2530-00-608-8092	47	30	5310-00-807-1468	44	1
2530-00-613-6061	47	22	5365-00-807-5330	28	20
5305-00-614-0246	39	9	5365-00-807-5330	29	11
5305-00-614-0247	25	9	4730-00-808-3833	47	13
5930-00-615-7897	10	18	5305-00-808-9977	27	5
5315-00-616-3839	31	18	5305-00-808-9977	29	2
5305-00-616-4831	9	2	5305-00-808-9977	29	4
5305-00-616-4831	11	28	5310-00-810-1786	14	2
4520-00-625-2977	49	19	5310-00-810-1786	24	9
5310-00-627-6128	12	5	5330-00-810-9659	13	5
2530-00-628-1023	49	22	5330-00-811-1445	20	25
5330-00-631-6649	50	11	5330-00-811-1445	32	7
5330-00-631-6649	51	3	5330-00-811-1445	33	3
5310-00-637-9541	6	7	5330-00-811-4905	25	6
4730-00-639-9730	18	21	4730-00-811-5587	37	6
5330-00-640-9476	38	6	5305-00-811-8823	39	1
5330-00-640-9476	38	19	4730-00-812-7192	13	1
6625-00-649-3408	10	27	4730-00-812-7192	24	16
5930-00-655-1520	10	17	5305-00-821-2881	16	24
5930-00-655-1575	10	19	5325-00-827-2057	19	17
5930-00-655-1582	10	20	4730-00-828-4207	27	18
5315-00-664-8076	31	13	2540-00-835-9039	52	4
5310-00-680-4892	39	3	7240-00-839-4890	38	10
5305-00-685-1634	10	4	7240-00-839-4892	38	16
5305-00-685-1634	17	1	5315-00-842-3044	14	1
5310-00-685-6967	21	2	5315-00-842-3044	24	8
5930-00-695-8838	18	17	5930-00-847-9863	10	21
4730-00-701-7737	5	11	6115-00-860-7114	26	5
4730-00-701-7737	26	20	6115-00-860-7115	25	14
2910-00-710-6054	5	9	2530-00-871-6901	49	16
5940-00-712-6404	36	2	2805-00-872-5972	13	7
5940-00-712-6404	36	17	5330-00-876-3971	25	12
5940-00-712-6404	37	17	1450-00-876-6569	33	26
5305-00-716-8181	47	11	4730-00-877-4824	40	6
5305-00-716-8181	48	3	5310-00-880-7744	41	15
5310-00-720-8395	15	4	2940-00-884-4691	23	7
4730-00-722-7214	20	30	5330-00-887-4629	30	20
5305-00-723-9386	15	6	5330-00-887-5741	31	8
5305-00-724-6794	33	8	5310-00-889-2528	5	8
5305-00-725-0154	52	3	5310-00-889-2606	12	11
4730-00-725-8322	20	27	5305-00-889-2997	11	22
6115-00-730-7146	33	19	5305-00-889-3000	9	10
6115-00-730-7146	33	21	5305-00-889-3000	10	7
6115-00-730-7146	33	23	5305-00-889-3000	20	8
6115-00-730-7154	31	17	5330-00-901-8258	26	12
4710-00-730-7211	26	13	3110-00-902-2703	33	18
6115-00-730-9997	28	21	5310-00-902-6676	39	8
6115-00-731-0005	29	12	2910-00-905-9792	4	15

SECTION IV

TM 5-4310-346-34P

NATIONAL STOCK NUMBER AND PART NUMBER INDEX

STOCK NUMBER	FIGURE		ITEM		STOCK NUMBER	FIGURE		ITEM	
	NO.	NO.	NO.	NO.		NO.	NO.	NO.	NO.
4730-00-908-6294	16		19		5330-00-959-1048	41		10	
3310-00-911-5467	47		24		5330-00-959-1048	42		3	
5310-00-911-5467	48		6		5330-00-959-1048	43		5	
5310-00-911-5468	47		25		5305-00-978-9353	15		15	
5310-00-911-5468	48		7		5305-00-978-9358	15		5	
5330-00-915-2266	27		21		5310-0-0982-4908	24		20	
5310-00-924-5968	10		16		5305-00-984-4984	2		13	
5310-00-925-9642	27		1		5305-00-984-4984	10		23	
4820-00-929-0726	4		4		5305-00-984-4984	46		25	
5310-00-934-9747	2		18		5305-00-989-7435	35		3	
5310-00-934-9747	9		8		5305-00-990-6444	1		1	
5310-00-934-9747	10		5		5330-00-992-6838	33		7	
5310-00-934-9747	18		22		5305-00-995-6311	35		7	
5310-00-934-9747	20		6		5305-00-995-6311	41		3	
5310-00-934-9747	46		23		5310-00-997-1888	1		5	
5310-00-934-9751	1		21		5310-00-997-1888	2		6	
5310-00-934-9751	13		15		5310-00-997-1888	16		11	
5310-00-934-9751	35		1		5310-00-997-1888	23		8	
5310-00-934-9751	41		1		5310-00-997-1888	24		4	
5310-00-934-9762	19		4		5310-00-997-1888	37		7	
5330-00-935-9259	28		11		5310-00-997-1888	52		9	
5305-00-942-2196	49		4		5365-00-999-0478	29		7	
5305-00-942-2196	52		7		5365-00-999-0478	30		8	
5305-00-942-2220	36		10		5315-00-025-4737	47		21	
5305-00-942-8431	36		9		6685-01-090-8146	20		9	
5330-00-942-8441	30		7		6685-01-090-8147	20		12	
5330-00-959-1048	13		6		6685-01-090-8878	20		10	
5330-00-959-1048	20		22		6685-01-090-8879	20		11	
5330-00-959-1048	34		9		5360-01-092-2399	28		8	

FSCM	PART NUMBER	FIGURE		ITEM		FSCM	PART NUMBER	FIGURE		ITEM	
		NO.	NO.	NO.	NO.			NO.	NO.		
07707	AD42ABS	44		8		88044	AN919-10C	34		1	
07707	AD42ABS	46		22		88044	AN919-6	40		4	
88044	AN280-404	33		28		88044	AN919-6J	20		24	
88044	AN3H17A	5		14		88044	AN924-3D	26		14	
88044	AN340C8	36		8		88044	AN924-4	13		3	
88044	AN340C8	37		11		88044	AN924-4	20		19	
88044	AN4H26A	25		1		88044	AN929-4	13		1	
88044	AN500AD8-7	36		13		88044	AN929-4	24		16	
88044	AN500AD8-8	36		9		88044	AN933-1	33		1	
88044	AN500A10-18	31		5		88044	AN937C4	34		25	
88044	AN500A10-7	26		2		88044	AN938C4	20		23	
88044	AN500A6-4	31		3		88044	AN938C4	34		10	
88044	AN502-10-12	34		20		88044	AN938C4	41		11	
88044	AN502-10-14	39		4		88044	AN960-10	27		8	
88044	AN503-416-10	27		3		88044	AN960-416	1		6	
88044	AN503-416-8	27		14		88044	AN960-416	12		2	
88044	AN535-2-2	45		1		88044	AN960-416	24		7	
88044	AN565A416H6	36		5		88044	AN960-416	27		6	
88044	AN6-16	14		7		88044	AN960-416	44		2	
88044	AN6-16	24		12		88044	AN960-616	12		12	
88044	AN6227B34	38		6		88044	AN960-616	12		19	
88044	AN6227B34	38		19		88044	AN960-616L	14		3	
88044	AN6227B36	38		5		88044	AN960-616L	24		10	
88044	AN6235-2A	21		6		79470	A6774	4		4	
88044	AN6289-4	20		28		80204	B1821BH025C138N	15		3	
88044	AN6289-4	34		12		78553	C31038-1420	16		17	
88044	AN6289-4	42		9		93064	DHP440V	20		20	
88044	AN6289-8	40		10		93064	DHS440V	43		1	
88044	AN6289D3	27		19		18265	EAG04-2500	23		6	
88044	AN814-6	33		2		60380	G8812	33		20	
88044	AN815-4C	20		21		60380	G8812	33		22	
88044	AN815-4C	34		8		60380	G8812	33		24	
88044	AN815-4C	42		2		60380	G888X0H	33		18	
88044	AN815-4C	43		4		78385	G474942	19		13	
88044	AN816-4-4C	35		8		78385	G484015	18		20	
88044	AN816-4-4C	41		4		78385	G484080	18		25	
88044	AN816-4-4C	42		1		78385	G484322	19		16	
88044	AN816-4-4C	43		2		78385	G486085	18		17	
88044	AN816-5J	37		6		78385	G486216	19		12	
88044	AN832-4C	34		11		78385	G487083	16		23	
88044	AN833-3D	26		15		78385	G488213	10		2	
88044	AN833-4	13		2		78385	G488332	19		8	
88044	AN833-4	42		8		78385	G488355	18		1	
88044	AN833-4C	20		30		78385	G488632	18		13	
88044	AN833-8	40		9		78385	G488636	19		22	
88044	AN893-3	13		4							
88044	AN9161D	24		18							

NATIONAL STOCK NUMBER AND PART NUMBER INDEX

FSCM	PART NUMBER	FIGURE ITEM		FSCM	PART NUMBER	FIGURE ITEM	
		NO.	NO.			NO.	NO.
78385	G488904	19	21	96906	MS20822-4J	41	14
78385	G489178	18	7	96906	MS20995C32	30	3
78385	G701226-21	16	27	96906	MS20995C32	30	13
78385	G701226-22	16	26	96906	MS21042-3	28	3
78385	G701226-23	11	2	96906	MS21042-4	25	18
78385	G704384	4	22	96906	MS21042-4	44	1
78385	G704591	10	25	96906	MS21042-6	14	2
78385	G704752	16	25	96906	MS21042-6	24	9
78385	G704754	11	17	96906	MS21044B04	11	21
78385	G704755	16	28	96906	MS21045-3	27	7
78385	G704769-1	11	3	96906	MS21045-6	24	20
78385	G704772	52	13	96906	MS21083N10	27	1
78385	G704777	52	12	96906	MS21083N3	39	8
78385	G704781-2	1	9	96906	MS21318-7	44	5
78385	G704782-1	1	13	96906	MS21919C16	27	10
78385	G704782-2	1	12	96906	MS21919DG2	9	3
78385	G704782-3	1	10	96906	MS21919DG2	11	26
78385	G704782-3	2	9	96906	MS21919DG4	11	25
78385	G704782-4	1	8	96906	MS21919DG8	11	24
78385	G704790	1	3	96906	MS21919G19	39	10
78385	G704793	1	20	96906	MS21919G8	39	5
78385	G704797	2	22	96906	MS24325	50	7
78385	G704800	1	19	96906	MS24325	50	8
78385	G704809	2	26	96906	MS24325-1	50	3
78385	G704823	1	4	96906	MS24394D3	27	18
78385	G704827	2	5	96906	MS24395J4	20	27
78385	G704832	2	8	96906	MS24665-155	30	22
18430	HF300	43	8	96906	MS24665-283	14	1
82990	HPD1	38	1	96906	MS24665-283	24	8
95026	IIX147	47	29	96906	MS25017-20	10	24
76005	J7153-4	14	5	96906	MS25081-1	10	16
76005	J7153-4	24	15	96906	MS25082-11	21	2
95026	K170-197	49	5	96906	MS25089-1C	10	21
95026	K170-198	48	8	96906	MS25089-2C	10	22
95026	K170-199	47	31	96906	MS25231-1829	8	5
95026	K170-2	47	12	96906	MS25231-1829	8	7
95026	K170-4	48	4	96906	MS25231-1829	8	9
95026	K170-7	49	13	96906	MS25649-2252	2	2
95026	K170-8	49	17	96906	MS27183-6	8	2
57273	LFP-220-1137	20	11	96906	MS28774-141	36	28
57273	LFP-220-1140	20	10	96906	MS28777-3	27	20
57273	LFP-224-1143	20	9	96906	MS28777-4	20	29
57273	LFP-224-1188	20	12	96906	MS28777-4	34	13
06383	LST4	11	1	96906	MS28777-4	42	10
82990	MB1-5801	38	23	96906	MS35000-1	12	14
82990	MB1-5802	36	14	96906	MS35059-22	10	19
82990	MB1-5803	38	20	96906	MS35059-23	10	20
82990	MB1-5804	38	17	96906	MS35059-31	10	18
82990	MB1-5805	38	16	96906	MS35206-215	11	22
82990	MB1-5806	36	18	96906	MS35206-227	2	13
82990	MB1-5807	38	11	96906	MS35206-227	10	23
82990	MB1-5808	38	15	96906	MS35206-227	46	25
82990	MB1-5809	38	9	96906	MS35206-230	9	10
82990	MB1-5811	38	4	96906	MS35206-230	10	7
82990	MB1-5812	38	12	96906	MS35206-230	20	8
82990	MB1-5813	38	8	96906	MS35207-260	1	22
82990	MB1-5816	38	10	96906	MS35207-261	1	1
82990	MB1-5819	38	3	96906	MS35207-264	35	3
82990	MB1-5820	38	2	96906	MS35207-271	35	7
82990	MB1-5821	38	21	96906	MS35207-271	41	3
82990	MB1-5822	38	22	96906	MS35265-61	25	10
81349	MILC4952MA1	38	13	96906	MS35265-61	31	1
81349	MILH38390	43	3	96906	MS35265-83	27	5
96906	MS16228-40	17	9	96906	MS35265-83	29	2
96906	MS16228-60	12	18	96906	MS35265-83	29	4
96906	MS16625-4050	28	20	96906	MS35266-29	36	10
96906	MS16625-4050	29	11	96906	MS35266-63	39	9
96906	MS16625-4086	32	1	96906	MS35266-64	25	9
96906	MS16997-43	15	15	96906	MS35266-65	9	2
96906	MS16997-48	15	5	96906	MS35266-65	11	28
96906	MS171492	31	13	96906	MS35266-72	39	1
96906	MS171522	39	7	96906	MS35268-29	37	13
96906	MS171531	31	18	96906	MS35275-45	37	12
96906	MS20067-149	33	15	96906	MS35292-62	51	13
96906	MS20074-03-03	31	15	96906	MS35333-37	18	23
96906	MS20822-3D	26	17	96906	MS35333-39	26	3
96906	MS20822-4	24	17	96906	MS35333-40	25	2
96906	MS20822-4J	35	6	96906	MS35333-40	27	14
				96906	MS35333-42	34	16
				96906	MS35333-42		

NATIONAL STOCK NUMBER AND PART NUMBER INDEX

FSCM	PART NUMBER	FIGURE		FSCM	PART NUMBER	FIGURE		ITEM
		NO.	NO.			NO.	NO.	
96906	MS35335-30	9	9	99606	MS51335-2	52	4	
96906	MS35335-30	10	6	96906	MS51958-63	4	21	
96906	MS35335-30	20	7	96906	MS51958-63	17	11	
96906	MS35335-30	46	24	96906	MS51963-64	15	6	
96906	MS35335-33	5	7	96906	MS51964-48	33	8	
96906	MS35335-33	10	10	96906	MS51967-2	10	9	
96906	MS35335-33	17	4	96906	MS51967-2	20	2	
96906	MS35335-33	20	3	96906	MS51967-5	41	15	
96906	MS35335-35	12	5	96906	MS51967-8	6	1	
96906	MS35335-62	16	21	96906	MS51967-8	12	4	
96906	MS35338-104	15	4	96906	MS51967-8	34	15	
96906	MS35338-41	2	14	96906	MS51967-8	41	19	
96906	MS35338-43	1	2	96906	MS51968-14	50	15	
96906	MS35338-43	1	25	96906	MS51968-14	51	6	
96906	MS35338-43	35	2	96906	MS51968-23	47	1	
96906	MS35338-43	41	2	96906	MS51968-8	50	4	
96906	MS35338-44	1	15	96906	MS51968-8	51	11	
96906	MS35338-44	2	3	96906	MS53046-1	12	13	
96906	MS35338-44	2	7	96906	MS53063-3	20	5	
96906	MS35338-44	16	12	96906	MS9048-003	28	9	
96906	MS35338-44	23	9	99606	MS9048-013	13	8	
96906	MS35338-44	24	5	96906	MS90725-10	16	13	
96906	MS35338-44	27	5	96906	MS90725-14	21	4	
96906	MS35338-44	37	8	96906	MS90725-15	37	9	
96906	MS35338-44	52	10	96906	MS90725-34	7	3	
96906	MS35338-45	7	4	96906	MS90725-38	24	1	
96906	MS35338-45	24	2	96906	MS90725-5	2	15	
96906	MS35338-45	41	16	96906	MS90725-5	5	6	
96906	MS35338-46	6	2	96906	MS90725-5	20	4	
96906	MS35338-46	6	7	96906	MS90725-5	23	10	
96906	MS35338-46	7	2	96906	MS90725-58	50	6	
96906	MS35338-46	49	2	96906	MS90725-6	2	1	
96906	MS35338-46	50	5	96906	MS90725-6	16	16	
96906	MS35338-46	51	12	96906	MS90725-6	17	3	
96906	MS35338-46	52	6	96906	MS90725-6	52	11	
96906	MS35338-48	47	10	96906	MS90725-60	49	4	
96906	MS35338-48	48	2	96906	MS90725-60	52	7	
96906	MS35338-48	50	14	96906	MS90725-62	6	3	
96906	MS35338-48	51	7	96906	MS90725-62	12	6	
96906	MS35338-48	52	2	96906	MS90725-62	14	9	
96906	MS35338-51	47	2	96906	MS90725-62	34	17	
96906	MS35389-6	50	2	96906	MS90725-62	41	21	
96906	MS35392-52	50	1	96906	MS90725-66	7	1	
96906	MS35425-39	12	1	96906	MS90725-67	49	3	
96906	MS35425-42	12	11	96906	MS90725-7	1	7	
96906	MS35489-69	12	21	96906	MS90725-7	0	11	
96906	MS35489-77	12	17	96906	MS90725-7	24	6	
96906	MS35490-10	4	18	9906	MS90726-118	47	11	
96906	MS35649-2252	1	5	96906	MS90726-118	48	3	
96906	MS35649-2252	2	4	96906	MS90726-64	24	21	
96906	MS35649-2252	16	11	96906	MS90727-112	52	3	
96906	MS35649-2252	23	8	96906	MS90727-189	47	3	
96906	MS35649-2252	24	4	96906	MS9388-141	36	29	
96906	MS35649-2252	37	7	74400	M5600	10	8	
96906	MS35649-2252	52	9	81349	M83248-1-114	26	9	
96906	MS35649-2382	6	6	80205	NAS1593-008	26	19	
96906	MS35649-2382	14	8	80205	NAS1593-008	28	5	
96906	MS35649-2382	49	1	80205	NAS1593-010	36	25	
96906	MS35649-2382	52	5	80205	NAS1593-010	37	25	
96906	MS35649-262	2	18	80205	NAS1593-013	25	6	
96906	M356494-262	9	8	80205	NAS1593-028	26	12	
96906	MS35649-262	10	5	80205	NAS1593-114	25	16	
96906	MS35694-262	18	22	80205	NAS1593-125	26	7	
96906	MS35649-262	20	6	80205	NAS1593-135	29	6	
96906	MS35649-262	46	23	80205	NAS1593-138	28	10	
96906	MS35649-286	19	4	80205	NAS1593-156	28	11	
96906	MS35650-302	1	21	80205	NAS1593-16	30	7	
96906	MS35650-302	13	15	80205	NAS1593-3	27	21	
96906	MS35650-302	35	1	80205	NAS1595-4	20	22	
96906	MS35650-302	41	1	80205	NAS1595-4	34	9	
96906	MS35650-3392	47	9	80205	NAS1595-4	41	10	
96906	MS35650-3392	48	1	80205	NAS1595-4	42	3	
96906	MS35650-3392	52	1	80205	NAS1595-4	43	5	
96906	MS35842-16	16	19	80205	NAS1595-4	13	6	
96906	MS39177-5	33	30	80205	NAS1595-6	20	25	
88044	MS45901-9	21	3	80205	NAS1595-6	32	7	
96906	MS45904-60	18	15	80205	NAS1595-6	33	3	
96906	MS45904-68	5	8	80205	NAS1595-8	13	5	
96906	MS51085-1	5	15	80205	NAS509-4	25	3	
96906	MS51086-1	4	15					
96906	MS51321-1	5	9					

NATIONAL STOCK NUMBER AND PART NUMBER INDEX

FSCM	PART NUMBER	FIGURE		FSCM	PART NUMBER	FIGURE		C01
		NO.	ITEM			NO.	ITEM	
80205	NAS509-4	29	1	95026	21-606	51	1	
80205	NAS509-4	33	4	72962	21NE048	15	9	
80205	NAS509-5	28	1	78252	2343B053	2	24	
04939	NAS608-3H12P	27	9	99742	241	36	3	
80205	NA679A3W	39	3	91816	249A4TT	20	26	
72622	N05105DEGC	37	16	78385	2670100-9	34	22	
28988	PY271MOD1	43	6	95026	27X465C	49	15	
29968	PY271MOD1	21	1	78385	2741031	30	15	
34924	QS200M40S	23	1	78385	2741095	36	18	
08484	QS200M72S	23	5	78385	2741095	37	18	
43334	RS77038UXR3A	32	2	66295	28H	16	1	
81343	SAE206	32	4	78369	3	16	18	
81343	SAE07	31	21	95026	3-410	47	13	
28718	SIZESH	15	7	27193	30-5632-14	46	20	
84971	TA4C56D26	35	4	78385	311527	37	3	
34924	TYPEPECWC21N1D	23	2	00779	320555	36	2	
70628	TYPE11AX1-171-2	16	3	00779	320555	36	17	
70628	TYPE11AX1-38	16	4	00779	320555	37	17	
70628	TYPE11AX1-44	16	2	94431	32102	6	8	
70628	TYPE11AX3	16	7	94431	32102	14	6	
73559	Y11	10	15	94431	32102	24	13	
79470	009048102102-8	4	14	28968	3212F2B	37	4	
95026	1-514	47	19	95026	33X103	49	10	
96577	1-801A	33	9	95026	33X203	49	8	
95026	1-8142	49	18	43334	3305X5A	33	1	
95026	10-606	50	9	79470	3400X2	18	21	
78385	103A2474	26	21	57733	357W	30	27	
95026	11-801	47	16	78385	3810123	36	4	
24617	114796	19	3	78385	39337	19	3	
78385	116B100-16	42	13	95026	4-410	47	14	
78385	116B100-17	42	14	30780	4FB12B	20	1	
78385	116B100-19	35	5	78385	407-0002	29	3	
78385	118B100-29	42	11	78385	407-0144	36	1	
78385	118B100-30	42	12	78385	407-0144	37	14	
78385	118730	18	3	78385	407-0172	27	11	
78385	118730	18	10	78385	407-0457	24	3	
95026	12-606	50	16	78385	407-0460	24	14	
08108	1203	9	7	78385	407-0462	8	11	
61349	129882	20	13	78385	407-0464-1	34	18	
95026	13-504	47	30	78385	407-0464-2	34	19	
78385	130-0967	33	34	78385	407-0471	24	22	
78385	130A2246	36	19	78385	407-0472	7	5	
78385	130A2246	37	19	78385	407-0473	27	16	
78385	130A2382	36	24	78385	407-0481	14	10	
78385	130A2382	37	24	78385	407-0482	13	9	
78385	130A2383	36	23	78385	407-0483	23	11	
78385	130A2383	37	23	78385	408-0008	26	6	
78385	130A2384	36	21	78385	408-0058	25	5	
78385	130A2384	37	21	78385	408-0104	32	6	
78385	130A2385	36	20	78385	408-0137	36	26	
78385	130A2385	37	20	78385	408-0140	36	6	
97403	13206E1000	13	7	78385	408-0145	29	5	
97403	13206E1253	23	7	78385	408-0236	30	14	
97403	13208E8881	47	4	78385	408-0248	30	6	
27192	1325-1406	10	3	78385	404-0249	28	6	
95026	14-1000	50	11	78335	408-0250	30	16	
95026	14-1000	51	3	78385	408-0256	31	16	
95026	14-801	47	7	78385	410-0053	33	12	
78385	150B0100-1	34	23	78385	410-0054	33	5	
78385	14203	12	15	78385	410-0059	26	11	
95026	15-1001	50	10	78385	410-0092	31	6	
95026	15-1001	51	2	78385	410-0093	31	14	
95026	15-1205	47	26	78385	410-0132	25	11	
95026	17X135	50	17	78385	410-0283	36	30	
95026	17X135	51	9	78385	410-0360	28	13	
95026	17X136	50	12	78385	412-0016	33	16	
95026	17X136	51	4	78385	412-0017	33	26	
95026	17X137	50	18	78385	412-0029	31	12	
95026	17X137	51	10	78385	412-0031	33	25	
95026	17X138	50	13	78385	412-0107	32	3	
95026	17X138	51	5	78385	414-0220	16	5	
78385	170677	10	1	78385	417-0077	13	16	
78385	171079	26	10	78385	417-0078	13	18	
95026	18-400	47	21	78385	419-0029	29	14	
95026	2-906	47	24	78365	419-0030	30	25	
95026	2-906	48	6	78385	419-0092	30	29	
95026	2-906	49	20	78385	419-0098	32	9	
95026	20-400	47	28	78385	419-0164	28	26	
95026	20-606	51	8	78385	419-0165	28	25	
10989	20011-4-464	41	9	78385	419-0166	28	23	
10989	20011-4-464	41	12	78385	419-0167	28	27	

NATIONAL STOCK NUMBER AND PART NUMBER INDEX

FSCM	PART NUMBER	FIGURE	ITEM	FSCM	PART NUMBER	FIGURE	ITEM
		NO.	NO.			NO.	NO.
78385	419-0168	28	24	78385	437-0030	25	17
78385	419-0169	28	28	78385	437-0031	29	19
78385	419-0171	30	30	78385	437-0032	30	20
78385	419-0171	30	34	78385	437-0033	25	4
78385	419-0175	29	18	78385	437-0034	33	6
78385	42-90A4308	15	2	78385	437-0076	26	16
78385	4208	19	2	78385	437-0113	31	6
78385	421-0039	29	10	78385	437-0126	25	12
78381	421-0040	30	11	78385	437-0343	28	19
78385	421-0075	28	17	78385	437-0344	28	18
78385	423-0016	31	11	78385	437-0346	30	31
78385	423-0017	31	10	78385	437-0348	6	9
78385	423-0018	32	5	78385	4407-0021	36	14
78385	423-0049	25	19	78385	4407-0100	52	8
78385	425-0031	26	5	78385	4407-0102	6	5
78385	425-0034	31	7	78385	4408-0094	30	2
78385	425-0116	30	17	78385	4408-0095	30	12
78385	425-0117	30	9	78385	4408-0096	36	7
78385	425-0118	29	8	78385	4408-0098	26	4
78385	425-0151	32	8	78385	4410-0271	24	23
78385	425-0152	13	17	78385	4410-0272	33	32
78385	425-0153	13	10	78385	4410-0273	32	11
78385	425-0154	28	8	78385	4410-0276	25	8
78385	428-0114	40	6	78385	4412-0100	33	13
78385	428-0517	33	29	78385	4414-0022	31	9
78385	428-0525	16	10	78385	4417-0003	33	19
78385	428-0579	22	8	78385	4417-0003	33	21
78385	428-0580	4	1	78385	4417-0003	33	23
78385	428-0581	4	5	78385	4417-0004	33	17
78385	428-0582	4	9	78385	4419-0022	30	24
78385	428-0583	4	12	78385	4419-0057	28	22
78385	428-0584	4	17	78385	4419-0060	29	13
78385	428-0585	4	19	78385	4421-0011	30	19
78385	428-0591	5	3	78385	4423-0003	31	2
78385	428-0592	5	4	78385	4428-0007	26	3
78385	428-0593	5	12	78385	4428-0009	26	18
78385	428-0600	39	2	78385	4428-0065	40	1
78385	428-0619	4	1	78385	4428-0066	40	2
78385	428-0621	37	5	78385	4428-0121	40	13
78385	428-0598	2	28	78385	4428-0171	20	18
78385	430-0038	29	20	78385	4428-0355	33	31
78385	430-0039	30	21	78385	4428-0356	27	17
78385	430-0041	39	6	78385	4428-0358	16	15
78385	430-0075	27	13	78385	4428-0359	16	14
78385	430-0082	28	4	78385	4428-0360	16	8
78385	430-0125	36	27	78385	4428-0361	20	15
78385	430-0132	14	4	78385	4428-0362	20	14
78385	430-0132	24	11	78385	4428-0363	20	17
78385	430-0133	13	9	78385	4428-0364	20	16
78385	430-0134	28	7	78385	4428-0377	34	6
78385	434-0319	46	19	78385	4428-0385	41	13
78385	434-0320	46	18	78385	4428-0386	41	6
78385	434-0321	46	17	78385	4428-0387	41	7
78385	434-0322	46	16	78385	4428-0392	22	6
78385	434-0323	46	15	78385	4428-0393	22	5
78385	434-0324	46	14	78385	4428-0394	22	4
78385	434-0325	46	13	78385	4428-0395	22	3
78385	434-0326	46	12	78385	4428-0396	22	2
78385	434-0327	46	it	78385	4428-0397	22	1
78385	434-0328	46	10	78385	4428-0398	22	1
78385	434-0329	46	9	78385	4428-0400	34	2
78385	434-0330	46	8	78385	4428-0402	43	7
78385	434-0331	46	1	78385	4428-0408	34	3
78385	434-0332	46	6	78385	4428-0413	39	it
78385	434-0333	46	5	78385	4428-0414	40	8
78385	434-0334	46	4	78385	4428-0417	40	3
78385	434-0335	46	3	78385	4428-0418	42	4
78385	434-0336	46	2	78385	4428-0420	42	5
78385	434-0337	46	1	78385	4428-0422	42	6
78385	434-0341	45	2	78385	4428-0424	42	7
78385	434-0342	44	4	78385	4428-0427	34	24
78385	434-0343	36	1	78385	4428-0428	34	7
78385	434-0345	44	13	78385	4428-0429	34	4
78385	434-0347	44	12	78385	4428-0430	34	5
78385	434-0348	44	7	78385	4428-0431	37	1
78385	434-0349	44	11	78385	4428-0432	40	7
78385	434-0350	44	10	78385	4428-0433	40	12
78385	434-0351	44	9	78385	4440-0010	26	8
78385	434-0361	44	14	78385	4445-0202	36	15
78385	434-0364	46	21	78385	4445-0202	37	15

NATIONAL STOCK NUMBER AND PART NUMBER INDEX

FSCM	PART NUMBER	FIGURE		ITEM		FSCM	PART NUMBER	FIGURE		ITEM	
		NO.	NO.	NO.	NO.			NO.	NO.		
78385	4445-0230	12	9	78385	468-0093	3	16				
78385	4445-0231	10	12	78385	468163	17	5				
78385	4445-0232	12	7	78385	474948	19	9				
78385	4445-033	12	8	78385	475005	19	11				
78385	4445-0234	26	1	78385	475067	19	14				
78385	4445-0237-1	8	4	78385	475127	19	17				
78385	4445-0237-2	8	6	78385	476623	5	10				
78385	4445-0237-3	8	8	78385	476624	5	11				
78385	4445-0240	11	23	78385	468410	18	9				
78385	4445-0241-1	11	14	78385	484114	18	12				
78385	4445-0241-2	11	13	78385	484140	19	19				
78385	4445-0242	11	12	78385	484141	19	20				
78385	4445-0243-1	11	11	78385	484153	18	11				
78385	4445-0243-2	11	10	78385	484165	18	2				
78385	4445-0244-1	11	9	78385	484249	5	1				
78385	4445-0244-2	11	8	78385	484285	18	24				
78385	4445-0244-3	11	7	78385	484487	17	2				
78385	4445-0244-4	11	6	78385	485160	18	6				
78385	4445-0244-5	11	5	78385	485290	4	10				
78385	4445-0244-6	11	19	78385	486238	17	8				
78385	4445-0245	11	4	78385	486802	11	7				
78385	4445-0246-1	11	16	78385	486803	17	6				
78385	4445-0246-2	11	15	78385	487120	16	22				
78385	4445-0247	13	14	78385	487274	16	24				
78385	4441-0248	35	9	78385	487275	10	4				
78385	4445-0249	41	5	78385	487275	11	1				
78385	4445-0250	12	10	78385	487277	19	10				
78385	4445-0251	9	5	78385	487283	18	5				
78385	4445-0254	11	18	78385	487370	4	20				
78385	4448-0014	27	12	78385	487370	9	1				
78385	445-0076-3	13	11	78385	487370	11	27				
78385	445-0076-4	13	12	78385	487370	17	12				
78385	445-0078	13	13	78385	487370	18	14				
78385	4455-0029	35	10	78385	488066	18	16				
78385	4457-0027	12	20	78385	488095	10	17				
78385	4457-0028	12	3	78385	488096	10	26				
78385	4457-0029	2	20	78385	488097	10	13				
78385	4457-0030	3	1	78385	4880S8	10	14				
78385	4465-0046	28	15	78385	488163	19	6				
78385	4465-0047	28	2	78385	488164	19	5				
78385	4465-0050	34	14	78385	488223	18	19				
78385	4465-0051	37	10	78385	488354	18	4				
78385	4467-0005	39	13	78385	488558	19	15				
78385	4468-0002	25	5	78385	468559	19	18				
78385	448-0069	28	21	78385	488788	18	8				
78385	448-0070	29	12	57733	489353	19	7				
78385	448-0072	30	23	76385	489544	17	10				
78385	448-0072	30	32	78385	4896S6	44	3				
78385	448-0081	33	37	95326	5-7016	47	5				
78385	448-0151	33	27	95026	5X102	49	9				
78385	448-0204	33	10	95026	5X168	47	18				
78385	448-0250	25	7	56878	50FK420	30	1				
78385	446-0341	27	2	79136	5100-75	38	7				
78385	448-0446	28	16	07838	5408-0255	30	4				
78385	448-0483	29	7	28718	554-13D430B	15	8				
78385	448-0483	30	8	28718	554-23-440B	15	14				
78385	448-0560	30	5	23718	554-32-440A	15	11				
78385	448-0562	33	33	28718	554-32-430B	15	16				
78385	448-0563	41	17	28718	554-37-410	15	12				
78385	448-0567	29	16	28718	554-89-410	15	13				
78385	448-0568	31	19	28178	554L1D430B	15	1				
78385	448-0570	33	35	28718	554L31A410C	15	17				
78385	448-0571	30	27	75833	3340E32	4	11				
78385	455-0001	31	17	79136	560-15	30	26				
78385	455-0007	25	14	79136	5560-22	29	15				
78385	455-0008	25	13	90005	574600	21	5				
78385	455-0057	12	16	95026	6-7064	49	6				
78385	465-0020	26	14	95026	61T485	47	17				
78385	465-0021	28	12	95026	6R2105	47	20				
78385	465-0024	30	33	77250	65	31	4				
78385	465-0039	30	28	79470	60X3	26	20				
78385	465-0116	30	18	86329	6020	31	20				
78385	465-0118	30	10	78385	628-0037-1	24	19				
78385	465-0119	29	9	78385	628-0037-2	37	2				
78385	465-0153	29	17	28718	63-48-410	15	10				
78385	465-0155	37	26	78385	634-0013	44	6				
78385	467-0018	39	12	78385	637-0001	40	11				
78385	468-0012	33	14	78385	637-0002	40	5				
78385	468-0091-1	4	3	79470	64X5	4	6				
78385	468-0092	34	21	78385	645-0055	36	12				

NATIONAL STOCK NUMBER AND PART NUMBER INDEX

FSCM	PART NUMBER	FIGURE NO.	ITEM NO.	FSCM	PART NUMBER	FIGURE NO.	ITEM NO.
78385	657-0013	2	30	78385	704794-3	1	18
78335	657-0013-13	2	25	78385	704796	2	21
78385	657-01015	2	2	78385	704798	2	19
78385	657-0016	6	4	78385	704811-1	2	10
79470	66X3	5	2	78385	704811-2	2	11
79470	66X5	4	16	78385	704811-3	2	4
02750	6607A-9-38A	41	8	78385	704816-1	1	23
79470	68X5	4	13	78385	704816-2	1	24
30323	69F3-16X-6	53	5	78385	704824	17	13
79470	69X4	2	29	78385	704833	2	27
79470	69X4	23	3	78385	730004-1	33	36
79470	69X5	4	2	78385	736011-2	9	4
95026	7-809	47	22	78385	730011-3	11	20
95026	7-914	47	25	78385	736070-2	16	9
95026	7-914	48	7	66295	736862-2	16	6
72622	7INLGBLACKVINYL	36	16	79470	74X5	4	8
85627	70-55711	41	i8	78385	76475	8	3
78385	700269	16	20	02697	77-545-5-051	36	22
78385	700860	8	1	02697	77-145-5-051	31	22
78385	701253	8	10	18876	8013290	43	9
95026	7016-05	47	8	95026	8142-1	51	14
78385	702648	18	1	95026	8142-4	49	21
78385	702783	23	4	95026	8t42-6	49	19
78385	703640	5	13	95026	8142-8	49	22
95026	7046-210	49	12	80201	8697	33	7
95026	7046-463	49	11	95026	9X123	49	7
95026	7047-3	49	16	95026	9X148	47	23
95026	7047-4	49	14	95026	9X148	48	5
78385	704780	1	14	95026	9X316	47	15
78385	704781-1	1	11	95026	9X206	47	27
78385	704786	2	16	95026	9X207	47	6
78385	704787	1	16	01930	9700-20	2	23
78385	704794-1	2	17	78385	978ML24	17	14
78385	704794-2	1	11	96879	99GTW136-108-4	32	10

By Order of the Secretary of the Army:

Official:

E. C. MEYER
General, United States Army
Chief of Staff

ROBERT M. JOYCE
Major General, United States Army
The Adjutant General

DISTRIBUTION:

To be distributed in accordance with DA Form 12-25A, Direct and General Support Maintenance Requirements for Air Compressors, 15 CFM.

RECOMMENDED CHANGES TO EQUIPMENT TECHNICAL PUBLICATIONS



THEN . JOT DOWN THE DOPE ABOUT IT ON THIS FORM, CAREFULLY TEAR IT OUT, FOLD IT AND DROP IT IN THE MAIL!

SOMETHING WRONG WITH THIS PUBLICATION?

FROM (PRINT YOUR UNIT'S COMPLETE ADDRESS)
PFC JOHN DOE
COA, 3d ENGINEER BN
FT. LEONARDWOOD, MA 63108
 DATE SENT

PUBLICATION NUMBER: **TM 5-4310-346-34P**
 PUBLICATION DATE: **16 Dec 82**
 PUBLICATION TITLE: **15 CFM Air Compressors**

BE EXACT PIN-POINT WHERE IT IS				IN THIS SPACE TELL WHAT IS WRONG AND WHAT SHOULD BE DONE ABOUT IT:
PAGE NO	PARA-GRAPH	FIGURE NO	TABLE NO	
6	2-1 a			<i>In line 6 of paragraph 2-1a the manual states the engine has <u>6</u> cylinders. The engine on my set only has <u>4</u> cylinders. Change the manual to show <u>4</u> cylinders.</i>
B1		4-3		<i>Callout 16 on figure 4-3 is pointing at a <u>bolt</u>. In key to figure 4-3, item 16 is called a <u>shim</u> - Please correct one or the other.</i>
125	line 20			<i>I ordered a gasket, item 19 on figure B-16 by NSN 2 910-00-762-3001. I got a gasket but it doesn't fit. Supply says I got what I ordered, so the NSN is wrong. Please give me a <u>good NSN</u></i>

PRINTED NAME GRADE OR TITLE AND TELEPHONE NUMBER: **JOHN DOE, PFC (268) 317.7111**
 SIGN HERE: **JOHN DOE**

TEAR ALONG PERFORATED LINE

REVERSE OF DA FORM 2028-2

Reverse of DRSTS-M Overprint 1,
1 Nov 80

FILL IN YOUR
UNIT'S ADDRESS

FOLD BACK

DEPARTMENT OF THE ARMY

OFFICIAL BUSINESS
PENALTY FOR PRIVATE USE \$300

POSTAGE AND FEES PAID
DEPARTMENT OF THE ARMY
DOD 314



TEAR ALONG PERFORATED LINE

COMMANDER
U S ARMY SUPPORT AND AVIATION MATERIEL READINESS COMMAND
ATTN: DRSTS-MPSD
4300 GOODFELLOW BOULEVARD
ST. LOUIS, MO 63120

RECOMMENDED CHANGES TO EQUIPMENT TECHNICAL PUBLICATIONS



SOMETHING WRONG WITH THIS PUBLICATION?

THEN... JOT DOWN THE DOPE ABOUT IT ON THIS FORM. CAREFULLY TEAR IT OUT, FOLD IT AND DROP IT IN THE MAIL!

FROM (PRINT YOUR UNIT'S COMPLETE ADDRESS)

DATE SENT

PUBLICATION NUMBER

TM 5-4310-346-34P

PUBLICATION DATE

16 Dec 82

PUBLICATION TITLE

15 CFM Air Compressor

BE EXACT. PIN-POINT WHERE IT IS

PAGE NO

PARA-GRAPH

FIGURE NO

TABLE NO

IN THIS SPACE TELL WHAT IS WRONG AND WHAT SHOULD BE DONE ABOUT IT:

TEAR ALONG PERFORATED LINE

PRINTED NAME GRADE OR TITLE AND TELEPHONE NUMBER

SIGN HERE

DA FORM 2028-2
1 JUL 79

PREVIOUS EDITIONS ARE OBSOLETE.
DRSTS-M Overprint 2, 1 Nov 80.

P S --IF YOUR OUTFIT WANTS TO KNOW ABOUT YOUR RECOMMENDATION MAKE A CARBON COPY OF THIS AND GIVE IT TO YOUR HEADQUARTERS

REVERSE OF DA FORM 2028-2

Reverse of DRSTS-M Overprint 1,
1 Nov 80

FILL IN YOUR
UNIT'S ADDRESS

FOLO BACK

DEPARTMENT OF THE ARMY

OFFICIAL BUSINESS
PENALTY FOR PRIVATE USE \$300

POSTAGE AND FEES PAID
DEPARTMENT OF THE ARMY
DOD 314



TEAR ALONG PERFORATED LINE

COMMANDER
U S ARMY SUPPORT AND AVIATION MATERIEL READINESS COMMAND
ATTN: DRSTS-MPSD
4300 GOODFELLOW BOULEVARD
ST. LOUIS, MO 63120

The Metric System and Equivalents

Linear Measure

1 centimeter = 10 millimeters = .39 inch
 1 decimeter = 10 centimeters = 3.94 inches
 1 meter = 10 decimeters = 39.37 inches
 1 dekameter = 10 Meters = 32.8 feet
 1 hectometer = 10 dekameters = 328.08 feet
 1 kilometer = 10 hectometers = 3,280.8 feet

Weights

1 centigram = 10 milligrams = .15 grain
 1 decigram = 10 centigrams = 1.54 grains
 1 gram = 10 decigram = 0.35 ounce
 1 dekagram = 10 Grams = .35 ounce
 1 hectogram = 10 dekagrams = 3.52 ounces
 1 kilogram = 10 hectograms = 2.2 pounds
 1 quintal = 100 kilograms = 220.46 pounds
 1 metric ton = 10 quintals = 1.1 short tons

Liquid Measure

1 centiliter = 10 milliliters = .34 fluid ounce
 1 deciliter = 10 centiliters = 3.38 fluid ounces
 1 liter = 10 deciliters = 33.81 fluid ounces
 1 dekaliter = 10 liters = 2.64 gallons
 1 hectoliter = 10 dekaliters = 26.42 gallons
 1 kiloliter = 10 hectoliters = 264.18 gallons

Square Measure

1 sq. centimeter = 100 sq millimeters = .155 sq. inch
 1 sq. decimeter = 100 sq centimeters = 15.5 sq. inches
 1 sq. meter (centare) = 100 sq decimeters = 10.76 sq. feet
 1 sq. dekameter (are) = 1,076.4 sq. feet
 1 sq. hectometer (hectare) = 100 sq. dekameters = 2.47 acres
 1 sq. kilometer = 100 sq. hectometers = .386 sq. mile

Cubic Measure

1 cu. centimeter = 1000 cu. millimeters = .06 cu. inch
 1 cu. decimeter = 1000 cu. decimeters = 61.02 cu. inches
 1 cu. meter = 1000 cu. decimeters = 35.31 cu. feet

Approximate Conversion Factors

To change	To	Multiply by	To change	To	Multiply by
inches	centimeters	2.540	ounce-inches	newton-meters	.007062
feet	meters	.305	centimeters	inches	.394
yards	meters	.914	meters	feet	3.280
miles	kilometers	1.609	meters	yards	1.094
square inches	square centimeters	6.451	kilometers	miles	.621
square feet	square meters	.093	square centimeters	square inches	.155
square yards	square meters	.836	square meters	square feet	10.764
square miles	square kilometers	2.590	square meters	square yards	1.196
acres	square hectometers	.405	square kilometers	square miles	.386
cubic feet	cubic meters	.028	square hectometers	acres	2.471
cubic yards	cubic meters	.765	cubic meters	cubic feet	35.315
fluid ounces	milliliters	29.573	cubic meters	cubic yards	1.308
pints	liters	.473	milliliters	fluid ounces	.034
quarts	liters	.946	liters	pints	2.113
gallons	liters	3.785	liters	quarts	1.057
ounces	grams	28.349	liters	gallons	.264
pounds	kilograms	.454	grams	ounces	.035
short tons	metric tons	.907	kilograms	pounds	2.205
pound-feet	newton-meters	1.356	metric tons	short tons	1.102
pounds-inches	newton-meters	.11375			

Temperature (Exact)

°F Fahrenheit Temperature 5/9 (after subtracting 32) Celsius Temperature °C

TM 5-4310-346-34P

PIN: 026848-001